



The Specialist  
in Cancer Care

adding life to years

05.12.2019

To  
Environmental Officer,  
City East,  
Karnataka State Pollution Control Board,  
Thimmaiah Road,  
Rajajinagar,  
Bangalore-560027

Respected Sir,

Sub: Submission of Biomedical waste monthly returns for the month of November -2019

With reference to the above subject we are hereby submitting the biomedical waste monthly return for the month of November Please find enclosed the details of biomedical waste generated for the month of November 2019.

For HEALTHCARE GLOBAL ENTERPRISES LIMITED

AUTHORIZED SIGNATORY

Health Care Global Enterprises Limited  
HCG Towers,  
#8, P. Kalinga Rao Road,  
SampangiramaNagar,  
Bangalore - 560027.



HealthCare Global Enterprises Ltd.  
HCG Towers #8, P. Kalinga Rao Road, Sampangirama Nagar, Bangalore - 560027  
Ph: 8375 9899 | info@hcgenterprises.com | www.hcgenterprises.com | Bangalore 1998 | C-201439

Overall Waste Generation Report  
Hospital-HCG Kalinga Rao Road Period: 01-11-2019 : 30-11-2019

Sl No.	Date	Yellow Bags		Red Bags		Blue Mark Box		Whites		Cytotoxic Bags		Total	
		Count	Weight	Count	Weight	Count	Weight	Count	Weight	Count	Weight	Count	Weight
101	Nov 2019	14	40.94	15	50.74	7	37.66	7	4.88	2	7.42	45	141.64
202	Nov 2019	16	47.66	17	59.35	7	43.39	2	4.33	5	23.39	47	178.12
303	Nov 2019	10	38.50	10	60.83	8	29.19	8	5.74	3	17.27	39	151.53
404	Nov 2019	6	39.05	5	49.76	3	26.49	1	0.61	1	0.25	16	116.16
505	Nov 2019	11	39.01	14	65.07	6	27.94	6	14.38	6	46.21	43	192.61
606	Nov 2019	17	39.64	14	38.68	5	18.14	5	2.08	1	4.39	42	102.93
707	Nov 2019	9	29.49	8	41.25	3	13.91	0	0	4	12.21	24	96.86
808	Nov 2019	15	42.04	8	37.56	3	17.11	2	0.52	3	9.55	31	106.78
909	Nov 2019	18	62.47	19	77.40	3	71.42	5	9.26	5	26.93	50	247.48
1010	Nov 2019	10	28.35	8	36.07	2	7.84	0	0	5	31.80	25	104.06
1111	Nov 2019	4	10.64	6	15.32	6	28.40	0	0	1	8.38	17	62.74
1212	Nov 2019	19	59.46	12	53.62	4	18.33	4	3.25	2	24.63	41	159.29
1313	Nov 2019	8	53.23	8	52.57	4	22.77	0	0	2	14.53	22	143.10
1414	Nov 2019	14	61.21	6	13.40	6	27.32	2	1.10	4	15.10	32	118.13
1515	Nov 2019	14	58.62	13	48.32	3	15.43	4	1.70	4	13.50	38	137.57
1616	Nov 2019	4	33.84	4	33.51	5	39.25	0	0	4	18	17	124.60
1717	Nov 2019	3	15.23	3	19.69	0	0	0	0	3	18.79	9	53.71
1818	Nov 2019	11	39.01	14	65.07	6	27.94	6	14.38	6	46.21	43	192.61
1919	Nov 2019	17	39.64	14	38.68	5	18.14	5	2.04	1	4.39	42	102.89
2020	Nov 2019	10	67.50	9	49.90	6	39	2	4.30	3	16	30	176.70
2121	Nov 2019	16	72.36	15	72.21	1	11.60	4	12.03	4	20.85	40	189.05
2222	Nov 2019	17	48.29	13	41.73	4	19.93	2	0.61	1	3.36	37	113.92
2323	Nov 2019	11	46.70	14	60.24	5	22.87	5	1.83	5	33.22	40	164.86
2424	Nov 2019	18	55.13	12	48.04	6	33.26	3	1.24	3	15.49	42	153.16
2525	Nov 2019	6	43.47	10	51.98	2	9.83	1	0.52	4	20.19	23	125.99
2626	Nov 2019	14	40.94	15	50.74	7	37.66	7	4.88	2	7.42	45	141.64
2727	Nov 2019	16	47.66	17	59.35	7	43.39	2	4.33	5	23.39	47	178.12
2828	Nov 2019	10	38.50	10	60.83	8	29.19	8	5.74	3	17.27	39	151.53
2929	Nov 2019	14	47.24	9	34.92	8	38.31	6	16.98	1	3.05	38	140.50
3030	Nov 2019	14	53.24	20	58.13	6	19.63	2	4.41	13	39.95	55	175.36
Total		366	1339.06	342	1444.96	146	795.34	99	121.14	106	543.14	1059	4243.64

*Handwritten signature*





The Specialist  
in Cancer Care

adding life to years

04.11.2019

To  
Environmental Officer,  
City East,  
Karnataka State Pollution Control Board,  
Thimmaiah Road,  
Rajajinagar,  
Bangalore-560027

Respected Sir,

Sub: Submission of Biomedical waste monthly returns for the month of October -2019

With reference to the above subject we are hereby submitting the biomedical waste monthly return for the month of October Please find enclosed the details of biomedical waste generated for the month of October 2019.

For HEALTHCARE GLOBAL ENTERPRISES LIMITED

*[Handwritten Signature]*  
AUTHORIZED SIGNATORY 04/11/2019



**HealthCare Global Enterprises Ltd.**

HCG Tower #8, P. Kalinga Rao Road, Sampangi Ram Nagar, Bangalore - 560 027.


91 80 3366 9999 | info@hcgoncology.com | www.hcgoncology.com | CIN : U15200KA1998PLC023489

Ahmedabad | Bangalore | Bhopal | Bhubaneswar | Chennai | Coimbatore | Delhi | Guwahati | Hubli | Kannur | Karva | Mangalore | Mumbai | Mysore | Nasik | Onqole | Ranchi | Shimoga | Tanzania | Trichy | Vijayawada

Overall Waste/Generation Report

Hospital-HCG Kalinga Rao Road Period: 01-10-2019 : 31-10-2019

Sl No.	Date	Yellow Bags		Red Bags		Blue Mark Box		Whites		Cytotoxic Bags		Total	
		Count	Weight	Count	Weight	Count	Weight	Count	Weight	Count	Weight	Count	Weight
101	Oct 2019	8	28.16	11	56.96	3	19.71	3	12.66	3	19.61	28	137.10
202	Oct 2019	5	7.47	5	18.56	2	8.95	0	0	3	24.62	15	59.60
303	Oct 2019	29	82.01	12	60.88	8	39.46	1	0.41	5	25.88	55	208.64
404	Oct 2019	11	33.12	11	50.98	0	0	4	4.80	5	33.48	31	122.38
505	Oct 2019	15	48.55	13	40.79	8	28.24	2	6	1	23	39	146.58
606	Oct 2019	17	68.09	13	37.47	5	24	2	5.88	4	22.40	41	157.84
707	Oct 2019	10	43.47	10	45.35	3	25.79	3	9.50	2	7.14	28	131.25
808	Oct 2019	5	20.39	3	10.90	2	10.97	0	0	1	5.08	11	47.34
909	Oct 2019	15	52.65	10	57.85	3	12.22	5	24.28	1	4.42	34	151.42
1010	Oct 2019	30	76.56	18	69.18	2	9.41	2	1.32	6	40.39	58	196.86
1111	Oct 2019	19	65.38	14	57.59	2	16.15	0	0	5	44.46	40	183.58
1212	Oct 2019	11	27.63	8	33.94	7	34.58	0	0	3	10.01	29	106.16
1313	Oct 2019	20	51.76	13	47.01	6	18.96	1	7.52	8	33.09	48	158.34
1414	Oct 2019	15	48.55	13	40.79	8	28.24	0	0	0	0	36	117.58
1515	Oct 2019	17	68.09	13	37.47	5	24	2	5.88	4	22.40	41	157.84
1616	Oct 2019	10	43.47	7	45.35	3	25.79	3	9.50	2	7.14	25	131.25
1717	Oct 2019	9	44.89	6	31.74	3	11.21	5	4.72	1	2.36	24	94.92
1818	Oct 2019	14	69.57	6	33.24	5	24.69	0	0	4	15.21	29	142.71
1919	Oct 2019	12	32.33	3	20.99	0	0	0	0	5	24.77	20	78.09
2020	Oct 2019	6	24.87	10	38.15	2	8.24	1	6.64	4	16.27	23	94.17
2121	Oct 2019	3	18.21	3	13.12	0	0	6	20.95	2	15.97	14	68.25
2222	Oct 2019	12	73.05	11	90.66	6	39.30	4	28.79	6	59.78	39	291.58
2323	Oct 2019	20	51.76	13	47.01	6	18.96	1	7.52	8	33.09	48	158.34
2424	Oct 2019	15	48.55	13	40.79	8	28.24	2	6	1	23	39	146.58
2525	Oct 2019	14	69.57	15	45.35	5	25.79	3	5.88	1	15.21	38	161.80
2626	Oct 2019	4	22.15	6	35.01	3	15.94	6	8.97	2	11.84	21	93.91
2727	Oct 2019	29	82.01	12	60.88	8	39.46	1	0.41	5	25.88	55	208.64
2828	Oct 2019	7	9.98	1	5.14	1	1.04	0	0	0	0	9	16.16
2929	Oct 2019	9	33.32	6	36.57	3	11.72	0	0	0	0	18	81.61
3030	Oct 2019	13	46.34	6	21.89	3	22.46	0	0	1	2.22	23	92.91
3131	Oct 2019	8	28.22	6	33.55	4	13.24	0	0	2	1.07	20	76.08
Total		369	1268.59	264	1158.93	111	521.51	53	171.34	89	528.7	886	3649.07

  
 Anwar Anwar D  
 04/11/2019  
 Date: 04/11/19

01.10.2019

To  
Environmental Officer,  
City East,  
Karnataka State Pollution Control Board,  
Thimmaiah Road,  
Rajajinagar,  
Bangalore-560027

Respected Sir,

Sub: Submission of Biomedical waste monthly returns for the month of September -2019

With reference to the above subject we are hereby submitting the biomedical waste monthly return for the month of September. Please find enclosed the details of biomedical waste generated for the month of September 2019.

For HEALTHCARE GLOBAL ENTERPRISES LIMITED

*[Handwritten Signature]*

AUTHORIZED SIGNATORY

Healthcare Global Enterprises Limited  
HCG Towers,  
#8, P. Kalinga Rao Road,  
Sampangirani Nagar  
Bangalore 560027  
08/10/2019



Overall Waste Generation Report

Hospital-HCG Kalinga Rao Road Period: 01-09-2019 : 30-09-2019

SI No.	Date	Yellow Bags		Red Bags		Blue Mark Box		Whites		Cytotoxic Bags		Total	
		Count	Weight	Count	Weight	Count	Weight	Count	Weight	Count	Weight	Count	Weight
101	Sep 2019	17	62.70	14	54.79	4	41.27	9	19.49	2	12.37	46	190.62
202	Sep 2019	8	61.32	3	16.77	9	59.11	0	0	2	8.53	22	145.73
303	Sep 2019	11	28.29	9	37.21	6	32.32	5	9.80	2	5.23	33	112.85
404	Sep 2019	16	66.41	16	51.99	1	3.92	3	1.68	2	9.55	38	133.55
505	Sep 2019	20	55.95	17	65.17	6	22.34	0	0	5	29.82	48	173.28
606	Sep 2019	19	60.38	16	69.27	5	14.07	5	12.43	3	22.09	48	178.24
707	Sep 2019	15	33.92	11	42.42	2	15.32	6	24.60	4	16	38	132.26
808	Sep 2019	10	29.71	12	65.06	3	13.75	0	0	2	10.23	27	118.75
909	Sep 2019	14	48.80	10	56.92	4	18.68	1	0.47	0	0	29	124.87
1010	Sep 2019	3	12.05	3	15.79	0	0	3	6.46	2	12.66	11	46.96
1111	Sep 2019	17	69.28	12	57.89	1	3.24	2	1.45	2	7.17	34	139.03
1212	Sep 2019	12	64.34	7	39.33	4	14.81	1	6.06	1	9.06	25	133.60
1313	Sep 2019	10	30.04	14	55.48	4	15.03	6	14.85	3	21.74	37	137.14
1414	Sep 2019	17	57.33	13	46.34	6	22.26	2	1.80	6	25.50	44	153.23
1515	Sep 2019	10	48.77	18	65.97	2	6.62	9	11.86	7	51.88	46	185.10
1616	Sep 2019	3	17.55	7	40.02	4	14.83	10	20.92	3	23.60	27	116.92
1717	Sep 2019	14	70.70	11	75.03	3	12.45	9	41.31	6	38.41	43	237.90
1818	Sep 2019	12	49.17	10	41.41	6	16.62	5	7.43	3	12.01	36	126.64
1919	Sep 2019	9	32.85	5	45.24	7	23.75	0	0	2	11.11	23	112.95
2020	Sep 2019	12	34.51	9	49.33	4	20.13	2	0.88	6	23.26	33	128.11
2121	Sep 2019	2	6.36	4	16.11	0	0	0	0	3	21.65	9	44.12
2222	Sep 2019	14	70.70	11	75.03	2	12.45	9	41.31	6	38.41	42	237.90
2323	Sep 2019	6	29.17	8	31.41	6	16.62	5	7.43	3	12.01	28	96.64
2424	Sep 2019	9	32.85	5	45.24	7	23.75	0	0	2	11.11	23	112.95
2525	Sep 2019	17	56.15	15	40.33	5	20.74	4	1.51	3	18.80	44	137.53
2626	Sep 2019	15	33.92	11	42.42	3	15.32	6	24.60	3	16	38	132.26
2727	Sep 2019	12	48.77	18	65.97	2	6.62	8	11.86	8	51.88	48	185.10
2828	Sep 2019	5	16.93	5	27.52	6	31.85	0	0	4	22.49	20	98.79
2929	Sep 2019	4	23.73	8	56.56	2	2.82	14	49.28	6	49.65	34	182.04
3030	Sep 2019	1	3.67	4	25.58	0	0	1	3.02	7	48.55	13	80.82
Total		334	1256.32	306	1417.6	114	500.69	125	320.5	108	640.77	987	4135.88

*Dr. [Signature]*  
08/10/2019

*Dr. [Signature]*  
08/10/2019

03.09.2019

To  
Environmental Officer,  
City East,  
Karnataka State Pollution Control Board,  
Thimmaiah Road,  
Rajajinagar,  
Bangalore-560027

Respected Sir,

Sub: Submission of Biomedical waste monthly returns for the month of August -2019

With reference to the above subject we are hereby submitting the biomedical waste monthly return for the month of August Please find enclosed the details of biomedical waste generated for the month of August 2019.

For HEALTHCARE GLOBAL ENTERPRISES LIMITED

  
AUTHORIZED SIGNATORY





**Overall Waste Generation Report**

Hospital-HCG Kalinga Rao Road      Period: 01-08-2019 : 31-08-2019

Sl No.	Date	Yellow Bags		Red Bags		Blue Mark Box		Whites		Cytotoxic Bags		Total	
		Count	Weight	Count	Weight	Count	Weight	Count	Weight	Count	Weight	Count	Weight
1	01 Aug 2019	10	20.45	25	73.17	4	13.70	14	44.85	2	14.40	55	166.57
2	02 Aug 2019	6	17.83	5	19.92	6	22.01	0	0	4	25.71	21	85.47
3	03 Aug 2019	17	52.05	24	65.36	9	39.53	4	3.71	3	21.78	57	182.43
4	04 Aug 2019	6	18.38	7	29.20	5	31.71	6	8.17	2	16.77	26	104.23
5	05 Aug 2019	7	42.03	10	54.43	4	14.26	5	4.31	4	28.47	30	143.50
6	06 Aug 2019	14	65.82	19	68.39	5	23.47	2	2.17	4	36.72	44	196.57
7	07 Aug 2019	4	13.97	6	41.56	3	16.96	5	2.64	3	15.72	21	90.85
8	08 Aug 2019	2	6.44	1	8.82	5	34.23	0	0	2	10.77	10	60.26
9	09 Aug 2019	2	5.14	3	12.60	2	8.01	0	0	2	20.94	9	46.69
10	10 Aug 2019	8	24.20	13	49.07	6	23.31	2	0.82	0	0	29	97.40
11	11 Aug 2019	9	55.50	7	35.30	8	52	3	5.70	3	16	30	164.50
12	12 Aug 2019	14	53.24	20	58.13	6	19.63	2	4.41	13	39.95	55	175.36
13	13 Aug 2019	20	66.87	17	71.42	12	39.70	7	2.53	6	21.35	62	201.87
14	14 Aug 2019	19	53.34	14	56.07	4	32.65	3	2.37	3	20.30	43	164.73
15	15 Aug 2019	5	17.41	4	22.62	4	27.64	0	0	5	37.17	18	104.84
16	16 Aug 2019	11	46.70	14	60.24	5	22.87	5	1.83	5	33.22	40	164.86
17	17 Aug 2019	18	55.13	12	48.04	6	33.26	3	1.24	3	15.49	42	153.16
18	18 Aug 2019	6	43.47	10	51.98	2	9.83	1	0.52	4	20.19	23	125.99
19	19 Aug 2019	14	40.94	15	50.74	7	37.66	7	4.88	2	7.42	45	141.64
20	20 Aug 2019	16	47.66	17	59.35	7	43.39	2	4.33	5	23.39	47	178.12
21	21 Aug 2019	10	38.50	10	60.83	8	29.19	8	5.74	3	17.27	39	151.53
22	22 Aug 2019	9	9.15	13	28.43	7	36.89	3	0	6	48.58	38	123.05
23	23 Aug 2019	13	30.93	9	54.29	9	41.78	5	5.19	2	11.31	38	143.50
24	24 Aug 2019	2	6.24	4	18.36	2	12.65	2	7.04	3	33.98	13	78.27
25	25 Aug 2019	11	39.01	14	65.07	6	27.94	6	14.38	6	46.21	43	192.61
26	26 Aug 2019	17	39.64	14	38.68	5	18.14	5	2.04	1	4.39	42	102.89
27	27 Aug 2019	10	67.50	9	49.90	6	39	2	4.30	3	16	30	176.70
28	28 Aug 2019	16	72.36	15	72.21	1	11.60	4	12.03	4	20.85	40	189.05
29	29 Aug 2019	20	65.06	16	84.20	7	35.74	6	18.77	5	29.75	54	233.52
30	30 Aug 2019	18	62.47	19	77.40	3	17.42	5	9.26	5	26.93	50	193.48
31	31 Aug 2019	2	9.85	4	23.74	0	0	2	14.70	2	11.74	10	60.03
<b>Total</b>		<b>336</b>	<b>1187.28</b>	<b>370</b>	<b>1509.52</b>	<b>164</b>	<b>816.17</b>	<b>119</b>	<b>187.93</b>	<b>115</b>	<b>692.77</b>	<b>1104</b>	<b>4393.67</b>

*Handwritten signature*  
04/9/19





The Specialist  
in Cancer Care

adding life to years

01.08.2019

To  
~~The Deputy~~ Environmental Officer,  
City East,  
Karnataka State Pollution Control Board,  
Thimmaiah Road,  
Rajajinagar,  
Bangalore-560027

Respected Sir,

Sub: Submission of Biomedical waste monthly returns for the month of JULY -2019

With reference to the above subject we are hereby submitting the biomedical waste monthly return for the month of July Please find enclosed the details of biomedical waste generated for the month of July 2019.

For HEALTHCARE GLOBAL ENTERPRISES LIMITED

*S. R. J.*  
AUTHORIZED SIGNATORY



Overall Waste Generation Report  
 Hospital-HCG Kalinga Rao Road      Period: 01-07-2019 : 31-07-2019

Sl No.	Date	Yellow Bags		Red Bags		Blue Mark Box		Whites		Cytotoxic Bags		Total	
		Count	Weight	Count	Weight	Count	Weight	Count	Weight	Count	Weight	Count	Weight
101	Jul 2019	13	39.70	13	40.55	3	9.75	2	0.74	2	14.42	33	105.16
202	Jul 2019	23	86.17	12	32.48	8	21.59	2	1.80	2	9.55	47	151.59
303	Jul 2019	21	54.39	13	35.83	5	13.98	5	4.73	3	15.50	47	124.43
404	Jul 2019	15	66.65	10	53.92	7	44.09	3	1.19	3	14.67	38	180.52
505	Jul 2019	28	54.76	28	82.11	10	36.69	4	3.08	5	24.28	75	200.92
606	Jul 2019	10	24.54	11	39.47	8	26.48	2	0.73	1	5.11	32	96.33
707	Jul 2019	25	63.16	21	58.52	10	61.40	14	13.69	6	26.56	76	223.33
808	Jul 2019	2	3.25	3	6.29	2	4.79	1	1.31	0	0	8	15.64
909	Jul 2019	22	91.35	15	36.20	8	24.32	3	3.73	3	7.51	51	163.11
1010	Jul 2019	15	39.82	15	30.42	3	9.82	5	3.76	1	3.40	39	87.22
1111	Jul 2019	15	38.64	9	44.90	5	23.45	2	1.41	3	18.82	34	127.22
1212	Jul 2019	26	60.24	16	55.52	9	48.84	3	2.05	3	19.80	57	186.45
1313	Jul 2019	16	52.64	10	55.37	6	31.48	0	0	3	24.45	35	163.94
1414	Jul 2019	11	60.37	9	38.57	5	27.17	0	0	5	36.68	30	162.79
1515	Jul 2019	20	59.85	21	73.71	7	27.46	7	10.40	3	12.66	58	184.08
1616	Jul 2019	20	41.01	13	52.57	4	18.44	1	3.78	5	39.30	43	155.10
1717	Jul 2019	15	42.13	12	49.33	6	32.52	1	0.35	1	10.42	35	134.75
1818	Jul 2019	25	82.21	13	66.25	9	27.10	6	5.77	3	27.63	56	208.96
1919	Jul 2019	23	65.01	16	61.42	9	48.89	6	3.90	4	12.79	58	192.01
2020	Jul 2019	19	42.63	19	72.84	9	33.06	4	10.30	5	26.69	56	185.52
2121	Jul 2019	3	14.32	6	24.70	2	9.79	0	0	4	21.53	15	70.34
2222	Jul 2019	17	42.90	10	33.42	6	31.91	2	1.68	3	12.37	38	122.28
2323	Jul 2019	20	63.08	19	61.11	9	33.86	4	3.38	3	20.24	55	181.67
2424	Jul 2019	18	55.83	14	52.40	5	21.51	1	1.35	6	30.38	44	161.47
2525	Jul 2019	25	98.40	17	115.15	8	43.22	3	11.01	5	45.78	58	313.56
2626	Jul 2019	19	47.83	15	63.56	9	46.03	7	4.72	3	11.67	53	173.81
2727	Jul 2019	12	28.30	9	37.87	7	46.54	4	4.54	1	4.75	33	122
2828	Jul 2019	14	118.01	20	59.25	13	70.94	6	6.14	6	31.94	59	286.28
2929	Jul 2019	13	46.28	9	26.97	4	20.89	1	0.49	3	13.14	30	107.77
3030	Jul 2019	14	49.99	14	52.15	7	32.67	1	0.37	3	11	39	146.18
3131	Jul 2019	13	48.57	11	45.75	5	19.64	2	2.48	6	31.53	37	147.97
Total		532	1682.03	423	1558.6	208	948.32	102	108.88	104	584.57	1369	4882.4

*[Handwritten Signature]*

S. S. S.



o/c



The Specialist in Cancer Care

03.07.2019

To  
The Deputy Environmental Officer,  
City East,  
Karnataka State Pollution Control Board,  
Thimmaiah Road,  
Rajajinagar,  
Bangalore-560027

Respected Sir,

Sub: Submission of Biomedical waste monthly returns for the month of JUNE -2019

With reference to the above subject we are hereby submitting the biomedical waste monthly return for the month of June Please find enclosed the details of biomedical waste generated for the month of June 2019.

For HEALTHCARE GLOBAL ENTERPRISES LIMITED

*S. Raju*

AUTHORIZED SIGNATORY





## Overall Waste Generation Report

Hospital-HCG Kalinga Rao Road Period: 01-06-2019 : 30-06-2019

Sl No.	Date	Yellow Bags		Red Bags		Blue Mark Box		Whites		Cytotoxic Bags		Total	
		Count	Weight	Count	Weight	Count	Weight	Count	Weight	Count	Weight	Count	Weight
1	01 Jun 2019	13	31.61	15	41.11	6	22.83	2	0.82	4	27.68	40	124.05
2	02 Jun 2019	19	72.01	13	44.51	4	12.36	3	12.74	6	31.31	45	172.93
3	03 Jun 2019	44	86.62	45	103.59	16	51.59	2	9.79	4	18.63	111	270.22
4	04 Jun 2019	6	9.21	7	18.65	3	14.16	0	0	2	9.36	18	51.38
5	05 Jun 2019	7	13.81	8	19.95	2	9.26	0	0	2	10.90	19	53.92
6	06 Jun 2019	14	35.19	11	35.75	9	30.75	3	3.15	3	11.87	40	116.71
7	07 Jun 2019	6	14.44	4	9.90	4	13.71	0	0	1	6.53	15	44.58
8	08 Jun 2019	21	43.54	23	61.29	11	32.64	1	0.44	2	7.30	58	145.21
9	09 Jun 2019	9	50.66	11	24.22	8	19.94	2	5.82	1	1.27	31	101.91
10	10 Jun 2019	25	56.16	21	61.12	6	17.43	3	1.19	4	19.79	59	155.69
11	11 Jun 2019	14	21.35	15	42.02	6	17.29	4	1.37	4	8.36	43	90.39
12	12 Jun 2019	28	59.75	17	52.95	13	33.91	3	2.63	5	28.61	66	177.85
13	13 Jun 2019	42	143.89	31	78.07	6	27.09	6	4.28	5	16.62	90	269.95
14	14 Jun 2019	26	51.11	22	40.51	16	44.47	4	1.47	3	8.92	71	146.48
15	15 Jun 2019	25	45.31	26	65.14	8	27.36	2	1.87	7	24.37	68	164.05
16	16 Jun 2019	10	22.84	13	41.18	10	42.85	0	0	3	18.77	36	125.64
17	17 Jun 2019	20	43.52	19	56.18	14	50.08	3	1.10	4	14.11	60	164.99
18	18 Jun 2019	18	40.36	14	41.82	7	26.96	2	5.42	2	2.39	43	116.95
19	19 Jun 2019	22	45.60	21	55.05	10	39.57	0	0	3	12.93	56	153.15
20	20 Jun 2019	21	83.06	21	91.17	11	65.11	4	8.72	5	21.63	62	269.69
21	21 Jun 2019	28	58.39	13	31.75	4	16.07	4	1.53	4	17.11	53	124.85
22	22 Jun 2019	25	48.92	25	54.33	16	54.73	5	7.32	5	18.76	76	184.06
23	23 Jun 2019	10	38.04	9	41.48	3	32.71	0	0	5	39.37	27	151.60
24	24 Jun 2019	30	71.08	19	43.22	9	29.47	8	7.64	2	11.39	68	162.80
25	25 Jun 2019	17	34.24	13	41.26	7	28.46	5	3.78	1	2.60	43	110.34
26	26 Jun 2019	17	45.76	11	24.47	7	29.24	4	2.39	2	4.22	41	106.08
27	27 Jun 2019	24	56.36	14	40.16	10	43.27	0	0	3	11.73	51	151.52
28	28 Jun 2019	29	68.88	16	63.90	11	48.52	3	1.55	5	22.14	64	204.99
29	29 Jun 2019	22	52.05	18	70.71	8	36.02	3	5.58	1	6.44	52	170.80
30	30 Jun 2019	2	6.87	5	17.28	1	7.98	0	0	3	27.31	11	59.44
<b>Total</b>		<b>594</b>	<b>1450.63</b>	<b>500</b>	<b>1412.74</b>	<b>246</b>	<b>925.83</b>	<b>76</b>	<b>90.6</b>	<b>101</b>	<b>462.42</b>	<b>1517</b>	<b>4342.22</b>

*Geni*

*S. R. J.*





The Specialist  
in Cancer Care

adding life to years

03.06.2019

To  
The Deputy Environmental Officer,  
City East,  
Karnataka State Pollution Control Board,  
Thimmaiah Road,  
Rajajinagar,  
Bangalore-560027

Respected Sir,

Sub: Submission of Biomedical waste monthly returns for the month of May -2019

With reference to the above subject we are hereby submitting the biomedical waste monthly return for the month of May Please find enclosed the details of biomedical waste generated for the month of May 2019.

For HEALTHCARE GLOBAL ENTERPRISES LIMITED

AUTHORIZED SIGNATORY

Healthcare Global Enterprises Limited  
HCG Towers,  
#8, P.Kalinga Rao Road,  
Sampangiram Nagar  
Bangalore 560 027



**HealthCare Global Enterprises Ltd.**

HCG Tower #8, P. Kalinga Rao Road, Sampangi Ram Nagar, Bangalore - 560 027.

91 80 3366 9999 | info@hcgoncology.com | www.hcgoncology.com | CIN : U15200KA1998PLC023489

Ahmedabad | Bangalore | Baroda | Bhavnagar | Chennai | Cuttack | Delhi | Gulbarga | Hubli | Kanpur | Kenya | Mangalore | Mumbai | Mysore | Nasik | Ongole | Ranchi | Shimoga | Tanzania | Tiruchy | Vijayawada | Vizag

HCG Kalinga Rao Road

Hospital-HCG Kalinga Rao Road Period: 01-05-2019 : 31-05-2019

Sl No.	Date	Yellow Bags		Red Bags		Blue Mark Box		Whites		Cytotoxic Bags		Total	
		Count	Weight	Count	Weight	Count	Weight	Count	Weight	Count	Weight	Count	Weight
101	May 2019	8	22.51	12	39.92	4	19.34	0	0	6	28.34	30	110.11
202	May 2019	19	36.35	11	39.10	9	32.97	0	0	1	6.17	44	117.15
303	May 2019	35	79.05	29	83.89	23	99.36	12	19.58	7	29.35	106	311.23
404	May 2019	2	8.12	3	13.18	0	0	0	0	2	15.89	7	37.19
505	May 2019	4	11.76	4	10.41	5	24.67	0	0	2	7.27	15	54.11
606	May 2019	28	65.93	11	42.09	8	36.71	0	0	2	7.28	49	152.01
707	May 2019	27	58.48	19	57.18	12	36.26	6	4.94	5	15.23	69	172.09
808	May 2019	5	11.79	9	27.99	3	15.91	0	0	2	11.25	19	66.94
909	May 2019	35	73.84	17	53.70	13	85.03	3	2.13	2	6.48	70	221.18
1010	May 2019	23	58.23	11	51.75	5	24.33	2	1.87	4	14.84	45	151.02
1111	May 2019	27	72.68	22	68.98	14	64.47	4	2.60	3	7.50	70	216.23
1212	May 2019	10	24.96	14	53.45	4	14.53	2	5.31	3	14.87	33	113.12
1313	May 2019	28	68.94	15	40.49	5	23.97	4	11.66	4	18.87	56	163.93
1414	May 2019	18	36.22	12	54.55	10	32.19	6	10.67	6	23.09	52	156.72
1515	May 2019	18	34.75	16	46.17	7	38.51	8	14.17	4	16.52	53	150.12
1616	May 2019	25	62.88	11	25.46	8	36.42	5	3.39	2	3.56	51	131.71
1717	May 2019	26	76.32	13	41.71	10	43.94	3	2.51	5	18.29	57	182.77
1818	May 2019	19	72.43	10	48.50	6	30.87	0	0	6	21.80	41	173.60
1919	May 2019	5	13.16	7	21.53	3	15.25	0	0	2	5.99	17	55.93
2020	May 2019	28	56.77	18	42.78	9	34.69	1	0.36	1	4.46	57	139.06
2121	May 2019	24	55.94	22	61.51	12	38.37	4	1.71	3	21.16	65	178.69
2222	May 2019	32	56.44	27	57.68	9	29.32	3	2.11	6	15.26	77	160.81
2323	May 2019	22	66.15	10	55.12	8	40.15	0	0	2	8.25	42	169.67
2424	May 2019	20	47.04	19	63.72	7	25.49	5	3.74	4	30.30	55	170.29
2525	May 2019	27	77.58	25	68.64	7	67.20	4	3.82	1	5.38	64	222.62
2626	May 2019	9	28.48	7	42.36	4	17.93	5	15.60	3	19.45	28	123.82
2727	May 2019	30	59.29	18	49.10	12	40.87	0	0	3	17.07	63	166.33
2828	May 2019	18	36.22	12	54.55	10	32.19	6	10.67	6	23.09	52	156.72
2929	May 2019	24	54.25	15	34.98	8	38.41	5	9.55	3	6.34	55	143.53
3030	May 2019	18	39.81	25	73.92	9	31.81	3	2.08	6	25.80	61	173.42
3131	May 2019	24	50.66	14	43.89	10	45.83	5	4.22	4	18.20	57	162.80
Total		598	1414.66	436	1358.63	236	1044.65	90	122.02	102	436.01	1466	4378.53

*Signature*  
03/06/19

06.05.2019

To  
The Deputy Environmental Officer,  
City East,  
Karnataka State Pollution Control Board,  
Thimmaiah Road,  
Rajajinagar,  
Bangalore-560027

Respected Sir,

Sub: Submission of Biomedical waste monthly returns for the month of April -2019

With reference to the above subject we are hereby submitting the biomedical waste monthly return for the month of April Please find enclosed the details of biomedical waste generated for the month of April 2019.

For HEALTHCARE GLOBAL ENTERPRISES LIMITED



AUTHORIZED SIGNATORY





## Overall Waste Generation Report: HCG Kalinga Rao Road

Period: 01-04-2019 : 30-04-2019

Sl No.	Generation Date	Blue Bags		Red Bags		Yellow Bags		Containers/Sharps		Cytotoxic Yellow Bags		Total	
		Count	Weight	Count	Weight	Count	Weight	Count	Weight	Count	Weight	Count	Weight
1	01 Apr 2019	4	18.88	12	35.50	30	70.50	5	5.10	5	7.50	29	74.48
2	02 Apr 2019	5	14.66	15	28.30	20	60.50	6	6.20	7	6.50	35	116.16
3	03 Apr 2019	6	25.22	25	18.50	15	38.50	4	2.50	3	20.20	53	104.92
4	04 Apr 2019	14	59.90	30	23.50	18	45.30	2	1.30	2	1.30	66	131.30
5	05 Apr 2019	5	22.48	18	18.30	21	28.35	3	1.50	10	33.50	57	104.13
6	06 Apr 2019	8	41.50	12	50.30	25	40.50	0	0.00	7	20.50	52	152.80
7	07 Apr 2019	4	33.50	9	28.30	31	70.20	5	2.30	4	12.80	53	147.10
8	08 Apr 2019	5	16.80	10	45.30	18	62.50	4	2.10	5	18.10	42	144.80
9	09 Apr 2019	6	25.80	15	46.50	12	70.20	6	3.20	7	20.30	46	166.00
10	10 Apr 2019	13	48.30	21	33.30	13	19.50	3	1.52	2	6.20	52	108.82
11	11 Apr 2019	4	14.66	13	61.82	12	25.30	2	0.48	4	9.50	35	111.76
12	12 Apr 2019	8	20.80	12	33.20	15	33.50	6	3.20	10	33.50	51	124.20
13	13 Apr 2019	9	21.25	14	40.30	18	40.50	7	4.80	9	40.50	57	147.35
14	14 Apr 2019	12	18.30	18	33.50	20	55.20	6	2.80	10	30.50	66	140.30
15	15 Apr 2019	15	50.30	20	44.20	20	70.10	3	2.10	5	18.10	63	184.80
16	16 Apr 2019	14	44.35	18	33.50	18	56.10	4	3.01	7	20.50	61	157.46
17	17 Apr 2019	10	33.50	12	28.80	15	50.10	5	2.80	5	12.80	47	128.00
18	18 Apr 2019	11	28.30	15	55.30	18	62.50	3	1.50	3	11.30	50	158.90
19	19 Apr 2019	13	30.50	10	29.80	21	75.30	4	2.10	2	9.80	50	147.50
20	20 Apr 2019	11	28.30	13	40.30	10	33.50	3	1.50	4	5.30	41	108.90
21	21 Apr 2019	9	15.80	14	39.50	15	40.80	4	2.30	5	8.90	47	107.30
22	22 Apr 2019	5	16.80	10	45.30	18	62.50	4	2.10	5	18.10	42	144.80
23	23 Apr 2019	4	16.86	10	49.82	2	10.92	5	2.08	0	0.00	21	79.68
24	24 Apr 2019	12	18.30	18	33.50	20	55.20	6	2.80	10	30.50	66	140.30
25	25 Apr 2019	10	37.48	14	53.06	22	55.77	8	30.76	3	11.77	57	188.84
26	26 Apr 2019	5	20.12	13	56.11	15	49.04	6	5.56	4	16.88	43	147.71
27	27 Apr 2019	4	18.88	12	35.50	30	70.50	5	5.10	5	7.50	56	137.48
28	28 Apr 2019	0	0.00	13	36.22	16	66.61	6	8.61	0	0.00	35	111.44
29	29 Apr 2019	9	39.39	16	42.24	17	31.35	6	4.49	1	6.80	49	124.27
30	30 Apr 2019	8	33.11	14	54.18	29	79.83	2	1.52	2	5.68	55	174.32
Total		243	814.04	446	1,179.95	554	1,530.67	133	115.33	146	444.83	1477	4,015.82

  
 06/05/19





olc



The Specialist  
in Cancer Care

adding life to years

01.04.2019

To  
The Deputy Environmental Officer,  
City East,  
Karnataka State Pollution Control Board,  
Thimmaiah Road,  
Rajajinagar,  
Bangalore-560027

Respected Sir,

Sub: Submission of Biomedical waste monthly returns for the month of March -2019

With reference to the above subject we are hereby submitting the biomedical waste monthly return for the month of March. Please find enclosed the details of biomedical waste generated for the month of March 2019.

For HEALTHCARE GLOBAL ENTERPRISES LIMITED

AUTHORIZED SIGNATORY

Healthcare Global Enterprises Limited  
HCG Towers,  
#8, P.Kalinga Rao Road,  
Sampangiram Nagar  
Bangalore 560 027



Overall Waste Generation Report: HCG Kalinga Rao Road  
 Period: 01-03-2019 : 31-03-2019

Sl No.	Generation Date	Blue Bags		Red Bags		Yellow Bags		Containers/Sharps		Cytotoxic Yellow Bags		Total	
		Count	Weight	Count	Weight	Count	Weight	Count	Weight	Count	Weight	Count	Weight
101	Mar 2019	4	18.88	15	62.12	14	38.18	2	2.08	8	25.84	43	147.10
202	Mar 2019	8	41.50	13	44.84	10	40.36	1	1.06	7	46.58	39	174.34
303	Mar 2019	2	0	10	7.16	11	13.82	2	0.40	5	7.64	30	29.02
404	Mar 2019	3	8.14	6	13.94	4	11.72	0	0	1	3.20	14	37
505	Mar 2019	4	14.66	26	68.28	28	61.14	5	4.02	7	20.72	70	168.82
606	Mar 2019	2	7.76	1	3.68	3	2.44	1	0.30	1	4.94	8	19.12
707	Mar 2019	2	9.92	11	39.44	13	33.88	2	1.60	3	15.48	31	100.32
808	Mar 2019	3	12.26	8	27.42	9	20.30	0	0	1	5.14	21	65.12
909	Mar 2019	7	20.02	14	21.82	20	17.52	7	9.20	3	8.96	51	77.52
1010	Mar 2019	10	0	10	14.36	8	25.92	3	1.24	1	0	32	41.52
1111	Mar 2019	2	6.40	13	33.86	11	19.36	4	1.52	7	30.34	37	91.48
1212	Mar 2019	2	12.44	19	48.76	18	42.80	1	0.38	8	33.24	48	137.62
1313	Mar 2019	15	59.68	17	61.18	32	75.42	2	0.72	5	21.52	71	218.52
1414	Mar 2019	7	31.48	37	126.70	29	77.50	7	4.48	17	63.50	97	303.66
1515	Mar 2019	12	38.50	28	61.00	30	78.00	5	5.00	12	25.50	87	208.00
1616	Mar 2019	1	4.72	5	19.72	6	26.20	0	0	1	9.14	13	59.78
1717	Mar 2019	12	51.38	20	31.56	11	23.82	3	2.40	4	8.14	50	117.30
1818	Mar 2019	6	25.22	16	48.04	19	57.42	7	5.64	2	5.26	50	141.58
1919	Mar 2019	1	2.78	8	28.06	4	14.82	1	1.42	2	9.74	16	56.82
2020	Mar 2019	5	22.40	17	55.80	21	57.74	1	1.12	3	14.24	47	151.30
2121	Mar 2019	3	14.42	7	26.24	12	33.58	0	0	2	7.88	24	82.12
2222	Mar 2019	5	18.88	20	53.92	20	48.18	1	0.44	7	27.94	53	149.36
2323	Mar 2019	11	39.82	13	33.24	28	57.68	7	5	7	28.12	66	163.86
2424	Mar 2019	12	40.50	18	42.80	30	59.00	5	6	8	35.30	73	183.60
2525	Mar 2019	5	21.26	11	28.26	27	59.60	3	2.12	6	21.18	52	132.42
2626	Mar 2019	2	8.86	16	66.66	21	50.22	4	3.40	6	39.38	49	168.52
2727	Mar 2019	13	47.22	16	52.94	18	34.50	2	1.32	0	0	49	168.52
2828	Mar 2019	12	48.00	15	52.00	20	70.30	5	3.50	3	14	55	187.80
2929	Mar 2019	6	19.88	10	43.66	15	46.06	5	4.28	3	9.62	39	123.50
3030	Mar 2019	3	8.14	6	13.94	4	11.72	0	0	1	3.20	14	37
3131	Mar 2019	4	14.66	26	68.28	28	61.14	5	4.02	7	20.72	70	168.82
Total		184	669.78	452	1299.68	524	1270.34	91	72.86	148	566.46	1399	3878.92

*Handwritten signature and date:*  
 01/04/19



The Specialist  
in Cancer Care

adding life to years

08.03.2019

To  
The Deputy Environmental Officer,  
City ~~South~~, EAST  
Karnataka State Pollution Control Board,  
Thimmaiah Road,  
Rajajinagar,  
Bangalore-560027

Respected Sir,

Sub: Submission of Biomedical waste monthly returns for the month of February -2019

With reference to the above subject we are hereby submitting the biomedical waste monthly return for the month of February Please find enclosed the details of biomedical waste generated for the month of February 2019.

For HEALTHCARE GLOBAL ENTERPRISES LIMITED

AUTHORIZED SIGNATORY



HealthCare Global Enterprises Ltd.

HCG Tower #8, P. Kalinga Rao Road, Sampangi Ram Nagar, Bangalore - 560 027

91 80 3366 9999 | info@hcgoncology.com | www.hcgoncology.com | CIN : U15200KA1998PLC023488

Ambalpetar | Bangalore | Bengaluru | Bhanuagar | Chennai | Cuttack | Delhi | Gubba | Hari | Kharur | Kerya | Mangalore | Mumbai | Mysore | Nashik | Ongole | Rancho | Shimoga | Tanzania | Thichy | Vijayawada | Vizag

Overall Waste Generation Report: HCG Kalinga Rao Road  
Period:01-02-2019 : 28-02-2019

Sl No.	Generation Date	Blue Bags		Red Bags		Yellow Bags		Containers/Shar		Cytotoxic Yellow		ETotal	
		Count	Weight	Count	Weight	Count	Weight	Count	Weight	Count	Weight	Count	Weight
101	Feb 2019	9	28.86	20	46.44	15	35.62	3	1.14	3	9.26	50	121.32
202	Feb 2019	9	34.74	19	44.04	22	47.20	1	1.32	4	3.54	55	130.84
303	Feb 2019	10	55.00	20	56.00	24	65.00	2	2.30	5	5.60	61	204.60
404	Feb 2019	6	24.22	18	27.52	18	39.88	0	0	8	5.72	50	97.34
505	Feb 2019	6	20.76	22	61.28	26	63.76	2	1.50	6	31.38	62	178.68
606	Feb 2019	6	23.20	17	45.84	21	49.40	3	1.86	5	8.24	52	128.54
707	Feb 2019	10	32.12	30	71.54	38	94.08	8	5.42	12	8.80	98	211.96
808	Feb 2019	3	16	20	72	35	97	5	5	3	5	66	195
909	Feb 2019	5	45	19	46	19	64	8	7	10	15	61	177
1010	Feb 2019	10	46	19	56	18	71	5	3	3	16	55	192
1111	Feb 2019	15	25	18	71	18	65	5	2	8	19	64	182
1212	Feb 2019	7	33.18	17	50.22	14	20.18	4	4.24	6	23.72	48	131.54
1313	Feb 2019	16	55	22	71	27	65	2	5	2	10	69	206
1414	Feb 2019	10	14.96	24	36.82	19	27.80	1	0.40	3	14.28	57	94.26
1515	Feb 2019	5	14.64	18	56.46	17	51.64	8	7.22	2	7.36	50	137.32
1616	Feb 2019	11	30.78	21	46.52	18	37.22	5	3.32	0	0	55	117.84
1717	Feb 2019	5	21	18	57	17	35	5	7	5	25	50	145
1818	Feb 2019	6	23.58	20	58.16	21	55.32	5	4.52	10	26.22	62	167.80
1919	Feb 2019	7	16.52	19	41.32	13	32.98	5	7.24	1	3.62	45	101.68
2020	Feb 2019	10	29.52	14	19.20	12	19.20	2	1.24	3	6.50	41	75.66
2121	Feb 2019	8	28.64	17	58.04	17	49.78	2	1.70	8	22.70	52	160.86
2222	Feb 2019	6	19.18	16	51.16	23	51.76	1	0.40	2	11.62	48	134.12
2323	Feb 2019	3	9.64	10	40.82	10	12.92	1	0.16	4	14.54	28	78.08
2424	Feb 2019	5	10.50	15	45.30	12	27.30	3	2.60	5	18.30	40	104.00
2525	Feb 2019	5	20.16	9	29.40	12	19.56	5	3.88	0	0	31	73
2626	Feb 2019	12	35	10	2.90	14	18.28	5	5	5	12	46	73.18
2727	Feb 2019	9	41.10	13	42.78	21	44.18	5	4.08	4	9.16	52	141.30
2828	Feb 2019	7	24.60	10	39.30	11	39.92	0	0	3	11.20	31	115.02
<b>Total</b>		<b>221</b>	<b>778.8</b>	<b>495</b>	<b>1342.56</b>	<b>532</b>	<b>1299.58</b>	<b>101</b>	<b>87.3</b>	<b>130</b>	<b>343.76</b>	<b>1479</b>	<b>3875.94</b>





The Specialist  
in Cancer Care

adding life to years

04.02.2019

To  
The Deputy Environmental Officer,  
City South, EAST  
Karnataka State Pollution Control Board,  
Thimmaiah Road,  
Rajajinagar,  
Bangalore-560027

Respected Sir,

Sub: Submission of Biomedical waste monthly returns for the month of January -2019

With reference to the above subject we are hereby submitting the biomedical waste monthly return for the month of January Please find enclosed the details of biomedical waste generated for the month of January 2019.

For HEALTHCARE GLOBAL ENTERPRISES LIMITED

AUTHORIZED SIGNATORY



12/2/19

Date	Blue Bags		Red Bags		Yellow Bags		Containers / Sharps		Cytotoxic Bags		Total	
	Count	Weight	Count	Weight	Count	Weight	Count	Weight	Count	Weight	Count	Weight
2019-01-01	7	37.22	21	54.94	27	32.76	3	2.86	3	9.68	61	137.46
2019-01-02	7	24.32	15	46.3	18	33.66	4	1.64	3	13.26	47	119.18
2019-01-03	4	16.78	24	62.04	23	58.98	2	1.36	4	16.66	57	155.82
2019-01-04	6	27.56	11	35.18	11	37.96	1	1.36	3	14.74	32	116.8
2019-01-05	6	22.44	14	43.08	16	35.12	5	3	8	9.22	49	112.86
2019-01-06	11	12.16	11	12.4	10	5.9	0	0	0	0	32	30.46
2019-01-07	7	19.74	20	50.08	24	50.86	4	3.94	6	7.2	61	131.82
2019-01-08	10	40.08	25	58.32	26	51.46	3	2.64	11	19.68	75	172.18
2019-01-09	15	50	18	65	28	51	2	2.5	3	15	52	183.5
2019-01-10	5	19.16	9	22.02	16	44.4	3	2.02	1	4.26	34	91.86
2019-01-11	8	25	21	45	27	52	2	1.5	7	8.5	59	132
2019-01-12	12	60	15	53	12	62	8	3.5	10	20	57	198.5
2019-01-13	8	26.44	22	53.84	21	45.06	5	3.56	16	11.38	72	140.28
2019-01-14	9	31.44	16	31.98	28	52.26	3	1.18	4	4.06	60	120.92
2019-01-15	2	7.52	4	19.66	2	7.64	3	1.68	0	0	11	36.5
2019-01-16	3	6.24	13	32.5	14	27.2	0	0	2	4.98	32	70.92
2019-01-17	4	16.22	12	21.7	8	19.34	0	0	6	7.76	30	65.02
2019-01-18	9	35	17	53.88	20	40	2	2.58	3	11.84	51	143.3
2019-01-19	7	25.72	17	53.68	15	36.94	7	10.08	8	36.66	54	163.08
2019-01-20	5	17.74	12	38.24	12	17.8	2	1.5	1	6.68	32	81.96
2019-01-21	7	27.22	21	54.94	27	32.76	3	2.86	3	9.68	61	127.46
2019-01-22	6	22.74	15	48.06	27	62.22	2	0.8	6	29.7	56	163.52
2019-01-23	8	27.3	15	57.5	25	79.76	3	1.16	16	62.98	67	228.7
2019-01-24	5	24.96	20	73.2	16	47.42	5	4.82	7	28.82	53	179.22
2019-01-25	9	31.44	16	31.98	28	52.26	3	1.18	4	4.06	60	120.92
2019-01-26	6	27.56	11	35.18	11	37.96	1	1.36	3	14.74	32	116.8
2019-01-27	3	3.06	12	36.54	9	20.58	2	0	6	35.46	32	95.64
2019-01-28	10	20.92	11	22	18	15.96	6	2.6	0	0	45	61.48
2019-01-29	7	30	19	75.14	28	74.22	5	8.08	7	36.8	66	224.24
2019-01-30	7	25.58	24	49.88	25	41.62	6	3.84	5	5.7	67	126.62
2019-01-31	7	13.3	18	50.5	19	32.24	3	6.38	8	47.02	55	149.44
<b>Total</b>	<b>220</b>	<b>774.86</b>	<b>499</b>	<b>1387.76</b>	<b>591</b>	<b>1259.34</b>	<b>98</b>	<b>79.98</b>	<b>164</b>	<b>496.96</b>	<b>1552</b>	<b>3998.46</b>



The Specialist  
in Cancer Care

adding life to years

19.02.2019

To  
The Deputy Environmental Officer,  
City South,  
Karnataka State Pollution Control Board,  
Thimmaiah Road,  
Rajajinagar,  
Bangalore-560027

Respected Sir,

Sub: Submission of Biomedical waste Annual Returns for the year -2018

With reference to the above subject we are hereby submitting the biomedical waste report from JAN 2018 to DEC 2018 through form no.IV as by the healthcare facility. Kindly accept the same and do the needful.

For HEALTHCARE GLOBAL ENTERPRISES LIMITED

<sup>S. Rajarajan</sup>  
Chief Operating Officer  
HCG KR & Day Care Units, Bangalore  
HealthCare Global Enterprises Limited

AUTHORIZED SIGNATORY



Encl:-

- 1. Form No IV
- 2. MOM of the BMW Committee Meeting

**Form - IV**  
**(See rule 13)**  
**ANNUAL REPORT**

[To be submitted to the prescribed authority on or before 30<sup>th</sup> June every year for the period from January to December of the preceding year, by the occupier of health care facility (HCF) or common bio-medical waste treatment facility (CBWTF)]

Sl. No.	Particulars		
1.	Particulars of the Occupier	:	
	(i) Name of the authorised person (occupier or operator of facility)	:	M/s Geethamani Manager House Keeping
	(ii) Name of HCF or CBMWTF	:	Health Care Global Enterprises Ltd
	(iii) Address for Correspondence	:	No. 8 P. Kalingarao road SR Nagar - Bangalore - 27
	(iv) Address of Facility	:	
	(v) Tel. No, Fax. No	:	08040206000
	(vi) E-mail ID	:	hcg_ravi@gmail.com
	(vii) URL of Website	:	
	(viii) GPS coordinates of HCF or CBMWTF	:	
	(ix) Ownership of HCF or CBMWTF	:	(State Government or Private or Semi Govt. or any other)
	(x). Status of Authorisation under the Bio-Medical Waste (Management and Handling) Rules	:	Authorisation No.: KSPER/RCEO/BNG-CITY/BMW .1.2.1.36.2..... valid up to 30.9.2020
	(xi). Status of Consents under Water Act and Air Act	:	Valid up to:
2.	Type of Health Care Facility	:	
	(i) Bedded Hospital	:	No. of Beds:..... <del>130</del> 250
	(ii) Non-bedded hospital	:	
	(Clinic or Blood Bank or Clinical Laboratory or Research Institute or Veterinary Hospital or any other)	:	
	(iii) License number and its date of expiry	:	
3.	Details of CBMWTF	:	MOU with MARADI
	(i) Number healthcare facilities covered by CBMWTF	:	
	(ii) No of beds covered by CBMWTF	:	
	(iii) Installed treatment and disposal capacity of CBMWTF:	:	_____ Kg per day



	(iv) Quantity of biomedical waste treated or disposed by CBMWTF :	_____ Kg/day																																																
4.	Quantity of waste generated or disposed in Kg per annum (on monthly average basis)	<table border="1"> <tr> <td>Yellow Category</td> <td>: 21262.18</td> </tr> <tr> <td>Red Category</td> <td>: 20331.44</td> </tr> <tr> <td>White/Blue</td> <td>: 12584.99</td> </tr> <tr> <td><del>Blue</del> Category</td> <td>: 9241.18.</td> </tr> <tr> <td>General Solid waste:</td> <td>5,000</td> </tr> </table>	Yellow Category	: 21262.18	Red Category	: 20331.44	White/Blue	: 12584.99	<del>Blue</del> Category	: 9241.18.	General Solid waste:	5,000																																						
Yellow Category	: 21262.18																																																	
Red Category	: 20331.44																																																	
White/Blue	: 12584.99																																																	
<del>Blue</del> Category	: 9241.18.																																																	
General Solid waste:	5,000																																																	
5	Details of the Storage, treatment, transportation, processing and Disposal Facility																																																	
	(i) Details of the on-site storage facility :	<table border="1"> <tr> <td>Size</td> <td>:</td> </tr> <tr> <td>Capacity</td> <td>:</td> </tr> <tr> <td>Provision of on-site storage</td> <td>: (cold storage or any other provision)</td> </tr> </table>	Size	:	Capacity	:	Provision of on-site storage	: (cold storage or any other provision)																																										
Size	:																																																	
Capacity	:																																																	
Provision of on-site storage	: (cold storage or any other provision)																																																	
	(ii) Details of the treatment or disposal facilities :	<table border="1"> <thead> <tr> <th>Type of treatment equipment</th> <th>No of units</th> <th>Capacity Kg/day</th> <th>Quantity treated or disposed in kg per annum</th> </tr> </thead> <tbody> <tr> <td>Incinerators</td> <td></td> <td></td> <td></td> </tr> <tr> <td>Plasma Pyrolysis</td> <td></td> <td></td> <td></td> </tr> <tr> <td>Autoclaves</td> <td></td> <td></td> <td></td> </tr> <tr> <td>Microwave</td> <td></td> <td></td> <td></td> </tr> <tr> <td>Hydroclave</td> <td></td> <td></td> <td></td> </tr> <tr> <td>Shredder</td> <td></td> <td></td> <td></td> </tr> <tr> <td>Needle tip cutter or destroyer</td> <td></td> <td></td> <td></td> </tr> <tr> <td>Sharps encapsulation or concrete pit</td> <td></td> <td></td> <td></td> </tr> <tr> <td>Deep burial pits:</td> <td></td> <td></td> <td></td> </tr> <tr> <td>Chemical disinfection:</td> <td></td> <td></td> <td></td> </tr> <tr> <td>Any other treatment equipment:</td> <td></td> <td></td> <td></td> </tr> </tbody> </table>	Type of treatment equipment	No of units	Capacity Kg/day	Quantity treated or disposed in kg per annum	Incinerators				Plasma Pyrolysis				Autoclaves				Microwave				Hydroclave				Shredder				Needle tip cutter or destroyer				Sharps encapsulation or concrete pit				Deep burial pits:				Chemical disinfection:				Any other treatment equipment:			
Type of treatment equipment	No of units	Capacity Kg/day	Quantity treated or disposed in kg per annum																																															
Incinerators																																																		
Plasma Pyrolysis																																																		
Autoclaves																																																		
Microwave																																																		
Hydroclave																																																		
Shredder																																																		
Needle tip cutter or destroyer																																																		
Sharps encapsulation or concrete pit																																																		
Deep burial pits:																																																		
Chemical disinfection:																																																		
Any other treatment equipment:																																																		
	(iii) Quantity of recyclable wastes sold to authorized recyclers after treatment in kg per annum.	Red Category (like plastic, glass etc.)																																																
	(iv) No of vehicles used for collection and transportation of biomedical waste	MOU with MARADJ																																																
	(v) Details of incineration ash and ETP sludge generated and disposed	<table border="1"> <tr> <td>Quantity generated</td> <td>Where disposed</td> </tr> <tr> <td>3000</td> <td></td> </tr> </table>	Quantity generated	Where disposed	3000																																													
Quantity generated	Where disposed																																																	
3000																																																		

	during the treatment of wastes in Kg per annum	Incineration Ash ETP Sludge 300 RAMKEY
	(vi) Name of the Common Bio-Medical Waste Treatment Facility Operator through which wastes are disposed of	-
	(vii) List of member HCF not handed over bio-medical waste.	-
6	Do you have bio-medical waste management committee? If yes, attach minutes of the meetings held during the reporting period	-
7	Details trainings conducted on BMW	
	(i) Number of trainings conducted on BMW Management.	200
	(ii) number of personnel trained	150
	(iii) number of personnel trained at the time of induction	100
	(iv) number of personnel not undergone any training so far	
	(v) whether standard manual for training is available?	YES
	(vi) any other information)	
8	Details of the accident occurred during the year	- NO -
	(i) Number of Accidents occurred	- No -
	(ii) Number of the persons affected	- No -
	(iii) Remedial Action taken (Please attach details if any)	- No -
	(iv) Any Fatality occurred, details.	
9.	Are you meeting the standards of air Pollution from the incinerator? How many times in last year could not met the standards?	- YES -
	Details of Continuous online emission monitoring systems installed	
10	Liquid waste generated and treatment methods in place. How many times you have not met the standards in a year?	ETP
11	Is the disinfection method or sterilization meeting the log 4	YES

	standards? How many times you have not met the standards in a year?		
12	Any other relevant information	:	(Air Pollution Control Devices attached with the Incinerator)

Certified that the above report is for the period from

..... JAN-2018 - DEC-2018 .....

.....

.....

Name and Signature of the Head of the Institution

Date:

Place

BANGALORE



**MINUTES OF BIO-MEDICAL WASTE MANAGEMENT COMMITTEE MEETING - OCTOBER-2018**

FME/COM/02/R0

Date: 12/10/2018

Venue: Board Room Tower-1 - 5th Floor

Time: 3pm - 4pm

Sl.No	Member Present	Designation	Signatures
1	Dr.(Wg. Cdr.)A Nagasubramaniam	General Manager Clinical Services	
2	Dr. Shobha G	Microbiologist/ HIC officer	
3	Dr. Bhattacharjee	Chairman of HICC / HMS	
4	Ms. Geethamani	Manager- Housekeeping	
5	Mr.Nithin	Sr. Executive Operation	
6	Dr.Jhansi	Executive Operations	
7	Ms. Zipporah Daisy	Senior Infection Control Nurse	
8	Mr. Dito David	Infection Control Nurse	
9	Ms. Geethamani	Manager- Housekeeping	
10	Rajendra Kumar	Laboratory (STRAND)	
11	Ms.Selvi Manikyam	Manager OT	

**NEW POINTS DISCUSSED**

Sl.No	Agenda Point	Discussion	Action Planned	Responsibility	Deadline
1	Discussion about previous committee meeting minutes	Discussed about the Maridi Eco Pvt limited Visit	It was suggested that 1) ICN Dito 2) Dr Jhansi 3) Nithin 4) DR Rep 5) HK Head Geethamani to visit the Maridi Eco Pvt limited on 20/10/2018 after taking due permission 2. Photographs of the same should be taken at various locations of the Marudi agency.	ICN	20/10/2018

2	Discussion about Bio-Medical waste amendment rules -2018	Bio-medical waste management amendment rules -2018 was presented and crosschecked the status of implementation of the same in the unit. Most of the points are already getting implemented from the unit level. However it was notified to the team which is going to visit Marudi to check whether these are adhered by Marudi and if not what is the timelines they have planned. The BAR Coding system followed in the hospital was looked into and found compliance with the existing rules. it was found that sometimes the plastic containers are not emptied before disposal in redbag and cardboard	<p>1) Committee directed the HK dept to continue the BAR coding system meticulously.</p> <p>2) Committee recommended to implement puncture proof and leak proof containers ASAP for discarding glass items as recommended by the BMW Amendment 2018.</p> <p>3) Any unused Fluid or drug should be removed before discarding the glass bottles or plastic bottles in to the appropriate container</p> <p>4) All these points once actioned to intimated through mail to Chairperson and convener of the Biomed Waste management comitree</p>	ICN ,Nursing team, , HK manager	11/12/2018
3	Discussion about decontamination of laundry items		<p>1, Committee members analysed &amp; concluded that currently there is no place or utility room for decontamination of soiled linen</p> <p>2, Committee members suggested to identify a place ASAP for the purpose of decontamination of the soiled linen</p>	ICN, HK manager	11/12/2018
4	Discussion about STP and ETP functioning	Discussed about STP and ETP functioning in HCG KR. It was pointed out that systems effectiveness to be checked.	Committee decided to write to the Facility team to look into this issue and address it as per the statutory requirements.	Chairperson to initiate the mail	Next Update on 13/11/2018

5	Discussion about the members of the committee	Discussed about the composition of the members of the committee	I, Committee decided to invite the following stakeholders for the meeting as invitees - Representative from lab - Representative from blood bank - Representative from Clinical pharmacology - Representative from Maintenance - Head of Medical services	Convener to ensure the same	while sending the next meeting invite
Name: Dr (Wgcdr)A Nagasubramaniam Designation: Chairperson BMW management committee					





The Specialist  
in Cancer Care

adding life to years

To  
The Deputy Environmental Officer,  
City South,  
Karnataka State Pollution Control Board,  
Thimmaiah Road,  
Rajajinagar,  
Bangalore-560027

18<sup>th</sup> January 2018

Respected Sir,

Sub: Submission of the Biomedical Waste Annual Report for the year 2017

With reference to the above subject, we are submitting the biomedical waste reports from JAN 2017 to DEC 2017 through form no.IV as by the healthcare facility. Kindly accept the same and do the needful.

For HEALTHCARE GLOBAL ENTERPRISES LIMITED

S Rajarajan  
General Manager- Operations  
KR- Unit, Bangalore  
HealthCare Global Enterprises Limited

AUTHORIZED SIGNATORY

Encl:-

- 1.Form No.IV
- 2.MOM of the BMW committee





**Form - IV**  
**(See rule 13)**  
**ANNUAL REPORT**

[To be submitted to the prescribed authority on or before 30<sup>th</sup> June every year for the period from January to December of the preceding year, by the occupier of health care facility (HCF) or common bio-medical waste treatment facility (CBWTF)]

Sl. No	Particulars		
1.	Particulars of the Occupier	:	
	(i) Name of the authorised person (occupier or : operator of facility)	:	MR. CHALUVARAJ SR. EXECUTIVE
	(ii) Name of HCF or CBMWTF	:	HEALTHCARE GLOBAL ENTERPRISES LTD
	(iii) Address for Correspondence	:	NO. 8 P. KALINGA RAO ROAD, SAMPANGI RAMANAGAR, B.
	(iv) Address of Facility	:	
	(v) Tel. No, Fax. No	:	080 40 20 6000
	(vi) E-mail ID	:	hcg.lavie@gmail.com.
	(vii) URL of Website	:	
	(viii) GPS coordinates of HCF or CBMWTF	:	
	(ix) Ownership of HCF or CBMWTF	:	(State Government or Private or Semi Govt. or any other)
	(x). Status of Authorisation under the Bio-Medical Waste (Management and Handling) Rules	:	Authorisation No.: KSPCB/RBEO/BNG-C174/BMW 121362 valid up to 30.9.2020
	(xi). Status of Consents under Water Act and Air Act	:	Valid up to: 30-09-2020
2.	Type of Health Care Facility	:	
	(i) Bedded Hospital	:	No. of Beds: 180
	(ii) Non-bedded hospital	:	



	Laborator (Clinic or Blood Bank or Clinical y or Research Institute or Veterinary Hospital or any other)		
	(iii) License number and its date of expiry		
3.	Details of CBMWTF	:	MOU WITH MARADI
	(i) Number healthcare facilities covered by CBMWTF	:	
	(ii) No of beds covered by CBMWTF	:	
	(iii) Installed treatment and disposal capacity of CBMWTF:	:	_____ Kg per day
	(iv) Quantity of biomedical waste treated or disposed by CBMWTF	:	_____ Kg/day
4.	Quantity of waste generated or disposed in Kg per annum (on monthly average basis)	:	Yellow Category : 3359 Red Category : 3305 White: (CARION) 2697 Blue Category : <del>3305</del> General Solid waste: 3550
5	Details of the Storage, treatment, transportation, processing and Disposal Facility		
	(i) Details of the on-site storage facility	:	Size : Capacity : Provision of on-site storage : (cold storage or any other provision)

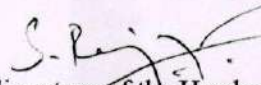
disposal facilities		Type of treatment equipment	No of units	Capacity Kg/day	Quantity treated or disposed in kg per annum
		Incinerators Plasma Pyrolysis Autoclaves Microwave Hydroclave Shredder Needle tip cutter or destroyer Sharps encapsulation or concrete pit Deep burial pits: Chemical disinfection: Any other treatment equipment:			
(iii) Quantity of recyclable wastes sold to authorized recyclers after treatment in kg per annum.	:	Red Category (like plastic, glass etc.)			
(iv) No of vehicles used for collection and transportation of biomedical waste	:	MOU WITH MARADI			
(v) Details of incineration ash and ETP sludge generated and disposed during the treatment of wastes in Kg per annum		Incineration Ash ETP Sludge	Quantity generated	Where disposed	
			300	RAMKAY	
(vi) Name of the Common Bio- : Medical Waste Treatment Facility Operator through which wastes are disposed of			-		
(vii) List of member HCF not handed over bio-medical waste.			-		
6 Do you have bio-medical waste management committee? If yes, attach minutes of the meetings held during the reporting period			-		
7 Details trainings conducted on BMW					
(i) Number of trainings conducted on BMW Management.			150		



	(ii) number of personnel trained		100
	(iii) number of personnel trained at the time of induction		100
	(iv) number of personnel not undergone any training so far		
	(v) whether standard manual for training is available?		Yes
	(vi) any other information)		
8	Details of the accident occurred during the year		- No -
	(i) Number of Accidents occurred		- No -
	(ii) Number of the persons affected		- No -
	(iii) Remedial Action taken (Please attach details if any)		- No -
	(iv) Any Fatality occurred, details.		
9.	Are you meeting the standards of air Pollution from the incinerator? How many times in last year could not met the standards?		Yes
	Details of Continuous online emission monitoring systems installed		
10	Liquid waste generated and treatment methods in place. How many times you have not met the standards in a year?		ETP
11	Is the disinfection method or sterilization meeting the log 4 standards? How many times you have not met the standards in a year?		Yes
12	Any other relevant information	:	(Air Pollution Control Devices attached with the Incinerator)

Certified that the above report is for the period from

JAN 2017 - Dec 2017

  
Name and Signature of the Head of the Institution

Date: 18<sup>th</sup> JANUARY 2018  
Place BENGALURU



**MINUTES OF BIOMEDICAL WASTE MANAGEMENT COMMITTEE MEETING - OCTOBER 2017**

EMM/COMM/02/R0

**Date:** 10/10/2017      **Venue:** Board Room Tower-1 - 5th Floor      **Time:** 3pm - 5pm

<b>S.No</b>	<b>Members Present</b>	<b>Designation</b>
1	Dr.(Wg. Cdr.)A Nagasubramaniam	GM Clinical Services (Chairperson)
2	Dr. Shobha G	Microbiologist/ HIC officer
3	Dr. Abel	Quality GM
4	Mr. Chaluvraj	Senior Housekeeping Executive
5	Dr. Rajesh	Anesthetist
6	Mrs. Annie Chakraborty	Nursing Superintendant
7	Mr. Vibe Varghese	ICN
8	Mr. Justin T Mathew	ICN (Convener)
9	Dhanaselharan	Director- Operations (ERS System)
10	Janardharan	Project Manager (ERS System)
11	Vinay NG	Manager (Codeland Barcode)

**POINTS DISCUSSED**

<b>S No</b>	<b>Agenda Point</b>	<b>Discussion</b>	<b>Action Planned</b>	<b>Responsible</b>	<b>Target Date</b>
1	BMW Segregation Protocol Compliance	It was found that due to new staff joined and there is a need of training & retraining. The retraining of staff should be organised for attaining better compliance to the BMW segregation Protocol	Retraining for the BMW will done regularly	ICN	Ongoing



2	Biomedical Outsource Facility visit	It was decide to visit Maridi Eco Industries (outsource facility) and evaluate the process of BMW management.	Visited the BMW facility area and satisfied with the final management of BMW along with STP. The Visit was carried out 07/10/2017 & the reports was reported to the committee	ICO, ICN  Periodical as per policy
3	Taking video footage	It was discussed to take video footage of BMW collection as a requirement from hospital upto the final treatment	Maridi Eco Industry staff along with one of our staff will have to present a video footage from the point of collection from hospital and up to the final treatment	Maridi Eco Industries  On Process
4	Innovations in BMW in hospital setup	ERS Company personnels has shown videos of their product, the innovative machine in BMW management in eco friendly	The company personnel will contact with further details including cost, the accessibility etc	Committee to evaluate


Mr. Justin:

*Justin*

(CONVENER)



O/C



The Specialist  
in Cancer Care

adding life to years

To,  
The Deputy Environmental officer,  
City ~~South~~  
Karnataka State Pollution Road,  
Thimmiah road,  
Rajajinagar,  
Bangalore 560027

Respected Sir,

Sub:- Submission of the Annual Report for the year 2016

With reference to the above subject, we are submitting the the bio medical waste annual reports from JAN 2016 to DEC 2016 through form no IV as by the health care facility.


Kindly accept the same and do the need full,

For HEALTHCARE GLOBAL ENTERPRISES LIMITED

AUTHORIZED SIGNATORY

Encl:-

- 1. Form nr IV
- 2. MOM of the BMW committe





**Form - IV**  
**(See rule 13)**  
**ANNUAL REPORT**

[To be submitted to the prescribed authority on or before 30<sup>th</sup> June every year for the period from January to December of the preceding year, by the occupier of health care facility (HCF) or common bio-medical waste treatment facility (CBWTF)]

Sl. No	Particulars		
1.	Particulars of the Occupier	:	
	(i) Name of the authorised person (occupier or : operator of facility)	:	Mr. CHELVARAJU MANAGER. HCF.
	(ii) Name of HCF or CBMWTF	:	HEALTHCARE GLOBAL ENTERPRISES LTD.
	(iii) Address for Correspondence	:	NO. 8 P. KALYANA RAO ROAD, SAMPANJITRAMNAGAR
	(iv) Address of Facility	:	
	(v) Tel. No, Fax. No	:	08040206000.
	(vi) E-mail ID	:	hcf.davi@gnit.in
	(vii) URL of Website	:	
	(viii) GPS coordinates of HCF or CBMWTF	:	
	(ix) Ownership of HCF or CBMWTF	:	(State Government or Private or Semi Govt. or any other)
	(x). Status of Authorisation under the Bio-Medical Waste (Management and Handling) Rules	:	Authorisation No.: KSPCB/RSFO/BNM-CST/1340 12136?.....valid up to 30.9.20
	(xi). Status of Consents under Water Act and Air Act	:	Valid up to: <del>30.9.2020</del> 30.9.2020
2.	Type of Health Care Facility	:	
	(i) Bedded Hospital	:	No. of Beds:....180
	(ii) Non-bedded hospital	:	


	Laborator (Clinic or Blood Bank or Clinical y or Research Institute or Veterinary Hospital or any other)		_____
	(iii) License number and its date of expiry		_____
3.	Details of CBMWTF	:	MOU WITH MARDI
	(i) Number healthcare facilities covered by CBMWTF	:	_____
	(ii) No of beds covered by CBMWTF	:	_____
	(iii) Installed treatment and disposal capacity of CBMWTF:	:	_____ Kg per day _____
	(iv) Quantity of biomedical waste treated or disposed by CBMWTF	:	_____ Kg/day _____
4.	Quantity of waste generated or disposed in Kg per annum (on monthly average basis)	:	Yellow Category : 3061 Red Category : 3892 White: 2000 Blue Category : 2807 General Solid waste: 3402
5	Details of the Storage, treatment, transportation, processing and Disposal Facility		
	(i) Details of the on- site storage facility	:	Size : Capacity : Provision of on-site storage : (cold storage or any other provision)

disposal facilities		Type of treatment equipment	No of units	Capacity Kg/day	Quantity treated or disposed in kg per annum
(iii) Quantity of recyclable wastes sold to authorized recyclers after treatment in kg per annum.	:	Red Category (like plastic, glass etc.)			5283.
(iv) No of vehicles used for collection and transportation of biomedical waste	:				MOU WITH MARTI
(v) Details of incineration ash and ETP sludge generated and disposed during the treatment of wastes in Kg per annum		Incineration Ash ETP Sludge	Quantity generated	Where disposed	300 RAMGEN
(vi) Name of the Common Bio- : Medical Waste Treatment Facility Operator through which wastes are disposed of					—
(vii) List of member HCF not handed over bio-medical waste.					—
6 Do you have bio-medical waste management committee? If yes, attach minutes of the meetings held during the reporting period					—
7 Details trainings conducted on BMW					
(i) Number of trainings conducted on BMW Management.					300

	(ii) number of personnel trained		100
	(iii) number of personnel trained at the time of induction		100
	(iv) number of personnel not undergone any training so far		
	(v) whether standard manual for training is available?		YES.
	(vi) any other information)		
8	Details of the accident occurred during the year		NO
	(i) Number of Accidents occurred		NO
	(ii) Number of the persons affected		NO
	(iii) Remedial Action taken (Please attach details if any)		NO
	(iv) Any Fatality occurred, details.		
9.	Are you meeting the standards of air Pollution from the incinerator? How many times in last year could not met the standards?		YES
	Details of Continuous online emission monitoring systems installed		
10	Liquid waste generated and treatment methods in place. How many times you have not met the standards in a year?		ETP.
11	Is the disinfection method or sterilization meeting the log 4 standards? How many times you have not met the standards in a year?		YES.
12	Any other relevant information		(Air Pollution Control Devices attached with the Incinerator)

Certified that the above report is for the period from

..... ~~00~~ JAN - 2016 TO .....  
 ..... DEC - 2016 .....  
 .....

  
 Name and Signature of the Head of the Institution

Date: 23<sup>rd</sup> June 2017

Place BANGALORE



Members Present	
1	Dr. Bhattacharjee
2	Dr. Prathiba
3	Dr. Shobha G
4	Dr. Radheshyam
5	Dr. Kumaraswamy
6	Dr. Dinesh
7	Dr. Girish
8	Dr. Mangesh
9	Dr. Sulav
10	Mrs. Annie Chakraborty
11	Dr. Piyank Tripathi
12	Mrs. Venkata Ramana I
13	Mrs. Sudha
14	Mrs. Rabeela
15	Ms. Leonard P J
16	Ms. Shiji
17	Mrs. Nanda
18	Mrs. Channabasava
19	Mr. Pradeep k s
20	Mr. Vibeek Varghese M

S.No	Agenda Point	Discussion	Action Planned	Responsibility	Target Date
------	--------------	------------	----------------	----------------	-------------

1	Restricted Antibiotic Audit Form	Restricted Antibiotic form should be initiated by the nurse in the particular Ward and Audit on the usage of such form should be done by Dr. Sulav, Dr. Piyank and ICNs.	Forms given for printing, will be starting by 1 week of April 2017	Dr. Sulav, Dr. Piyank, Mr. Pradeep & Mr. Vibeek	1 week of April 2017
2	Patient education pamphlets on hospital infection control	Patient education pamphlets to issue along with welcome kit	Sample copy of the same to be made ready for approval	Operations/ICT	

**NEW DISCUSSIONS**

1	House keeping practices to be monitored in ICU	ICU incharge should monitor the house keeping activities and Incident to be raised if required	ICU incharge has to report incident if found any non adherence with house keeping cleaning protocol	Mr. Nagesh	Continuous
2	Pre employment health check	All health care workers has to screened for TB through a chest X ray	Chest Xray to be include in pre employment health check up	HR Department/Operations	Continuous
3	Ante HBSAg Titre	Newly Joining Health Care Workers to submit Ante HBSAg Titre report while joining	HR department need to intimate all health care workers	HR Department/Operations	Continuous
4	Patient education on hospital infection control & prevention	Educating patient and relatives on the importance of infection prevention & control practices	Brochure stating the importance of hand hygiene and awareness campaign to be initiated in order to empower patients and relatives on hand hygiene importance.	HICC	
5	Infection prevention & control guidelines needs to show in hospital TV	Patient and relative education on prevention of Hospital acquired infections to be done with the of AV Aids	Infection prevention & control guidelines needs to show in hospital TV	IT/HICC	
6	Improper segregation of sharps	HICT found the sharp injury incidents are high and noted the improper segregation of sharp items	Staff responsible for improper segregation of sharps must be penalized	HICT	
7	Microbiological surveillance BM/TU patients and bystanders	Surveillance samples to be taken from BM/TU patient and attenders	Microbiological surveillance BM/TU patients and bystanders	HICT	
8	Mobile phone usage policy for patients in BM/TU	Mobile phone usage inside the BM/TU Unit by patients should be monitored and restricted	A policy needs to formulate and circulate to restrict the mobile phone usage by the BM/TU patients	Unit incharge	
9	Antibiotic Audit	The Antibiotic audit report was discussed. Total 5 cases audited and there was no deviation from the protocol	To be continued.	HICT	
10	Infection rates and the Hand hygiene analysis.	Infection rates and the Hand hygiene analysis were discussed in the meeting.	To be continued.	HMS / Clinical Pharmacology	Continue
11				ICN	Continue

Infection Control Officer  
Dr. Shobha Ganeshan