



02.12.2020

To
Environmental Officer,
City East,
Karnataka State Pollution Control Board,
Thimmaiah Road,
Rajajinagar,
Bangalore-560027

Respected Sir,

Sub: Submission of Biomedical waste monthly returns for the month of November - 2020

With reference to the above subject we are hereby submitting the biomedical waste monthly return for the month of November. Please find enclosed the details of biomedical waste generated for the month of November 2020.

For HEALTHCARE GLOBAL ENTERPRISES LIMITED

AUTHORIZED SIGNATORY

Health Care Global Enterprises Limited
HCG Towers,
#8, P. Kalinga Rao Road,
Sampangiraminagar,
Bangalore - 560027.




Period: 01-11-2020 : 30-11-2020 HCG Kalinga Rao Road

Establishment Type- Health Care Establishment

Sl No.	Date	Yellow Bags		Red Bags		Blue Mark Box		Whites		Cytotoxic Bags		Total	
		Count	Weight	Count	Weight	Count	Weight	Count	Weight	Count	Weight	Count	Weight
1	01 Nov 2020	4	11.29	3	12.17	1	3.42	1	0.87	0	0	970	27.75
2	02 Nov 2020	15	39.09	6	27.44	2	9.60	0	0	2	3.47	25	79.60
3	03 Nov 2020	23	63.51	8	41	5	17.31	4	1.74	2	5.48	42	129.04
4	04 Nov 2020	22	56.24	9	41	5	14.78	2	1.59	2	4.64	40	118.25
5	05 Nov 2020	24	63.74	11	67.69	5	20.43	0	0	3	10.54	43	162.40
6	06 Nov 2020	28	106	7	42.37	6	27.89	2	1.49	2	4.27	45	182.02
7	07 Nov 2020	23	54.45	9	36.90	3	11.01	1	0.86	3	8.30	39	111.52
8	08 Nov 2020	10	34.99	2	12.66	3	12.82	2	1.64	0	0	17	62.11
9	09 Nov 2020	26	85.27	11	56.78	4	17.44	3	2.18	2	7.38	46	169.05
10	10 Nov 2020	19	51.03	10	44.54	1	6.01	1	1.16	2	7.88	33	110.62
11	11 Nov 2020	24	75.44	9	45.81	3	14	3	4.51	1	8.49	40	148.25
12	12 Nov 2020	23	54.45	9	36.90	3	11.01	1	0.86	3	8.30	39	111.52
13	13 Nov 2020	27	71.35	9	38.81	4	22.53	8	6.18	3	10.21	51	149.08
14	14 Nov 2020	4	10.40	2	7.23	1	4.01	0	0	0	0	7	21.64
15	15 Nov 2020	6	18.61	3	10.86	0	0	0	0	0	0	9	29.47
16	16 Nov 2020	15	40.59	6	17.42	1	5.75	0	0	0	0	22	63.76
17	17 Nov 2020	21	67.68	10	49.59	7	22.62	2	1.97	2	8.36	42	150.22
18	18 Nov 2020	19	53.53	8	34.35	0	0	3	1.56	1	9.18	31	98.62
19	19 Nov 2020	27	87.19	11	50.56	4	23.02	1	0.19	2	12.08	45	173.04
20	20 Nov 2020	17	42.83	6	40.63	0	0	0	0	2	15.66	25	99.12
21	21 Nov 2020	17	49.46	9	56.05	5	23.52	7	4.63	2	4.93	40	138.59
22	22 Nov 2020	4	14.48	3	12.16	1	1.76	0	0	1	2.18	9	30.58
23	23 Nov 2020	20	55.47	8	44.92	3	15.53	2	7.57	2	7.29	35	130.78
24	24 Nov 2020	19	60.15	8	35.81	3	12.72	0	0	2	9.10	32	117.78
25	25 Nov 2020	21	65.06	11	50.44	2	7.57	5	5.93	0	0	39	129
26	26 Nov 2020	24	79.19	8	43.73	5	18.59	3	1.84	2	7.83	42	151.18
27	27 Nov 2020	20	64.20	8	34.98	4	16.14	3	2.08	2	2.95	37	120.35
28	28 Nov 2020	22	61.45	9	42.45	4	21.05	2	0.74	2	8.63	39	134.32
29	29 Nov 2020	6	11.91	2	7.88	1	5.43	0	0	1	2.89	10	28.11
30	30 Nov 2020	21	57.71	11	46.61	3	12.24	1	0.97	1	2.56	37	120.09
Total		551	1606.76	226	1089.74	89	378.2	57	50.56	47	173	970	3297.86

Handwritten signature



05.11.2020

To
Environmental Officer,
City East,
Karnataka State Pollution Control Board,
Thimmaiah Road,
Rajajinagar,
Bangalore-560027

Respected Sir,


Sub: Submission of Biomedical waste monthly returns for the month of October - 2020

With reference to the above subject we are hereby submitting the biomedical waste monthly return for the month of October Please find enclosed the details of biomedical waste generated for the month of October 2020.

For HEALTHCARE GLOBAL ENTERPRISES LIMITED

Mukun Kumar D S
AUTHORIZED SIGNATORY 05/11/2020

Health Care Global Enterprises Limited
HCG Towers,
#9, S. Rajagopal Reddy Road,
Sompaligeri Nagar,
Bangalore - 560027.



HCG Kalinga Rao Road

Period: 01-10-2020 : 31-10-2020 Establishment Type- Health Care Establishment

Sl No.	Date	Yellow Bags		Red Bags		Blue Mark Box		Whites		Cytotoxic Bags		Total	
		Count	Weight	Count	Weight	Count	Weight	Count	Weight	Count	Weight	Count	Weight
101	Oct 2020	19	47.94	8	28.02	4	15.64	0	0	3	9.16	34	100.76
202	Oct 2020	9	23.83	5	20.75	3	9.51	0	0	0	0	17	54.09
303	Oct 2020	19	51.20	5	20.73	6	14.80	4	3.34	2	10.39	36	100.46
404	Oct 2020	8	26.86	5	18.48	3	7.38	0	0	0	0	16	52.72
505	Oct 2020	21	54.44	8	40.11	5	13.38	1	0.82	3	12.47	38	121.22
606	Oct 2020	27	62.23	10	45.42	5	14.13	3	3.56	1	4.02	46	129.36
707	Oct 2020	18	46.39	8	33.66	3	7.31	0	0	2	10.32	31	97.68
808	Oct 2020	22	49.50	9	35.87	7	23.16	9	3.41	2	7.23	49	119.17
909	Oct 2020	26	69.82	9	41.89	5	21.61	3	1.55	2	2.62	45	137.49
1010	Oct 2020	19	53.19	6	34.47	5	28.86	7	4.62	1	5.50	38	126.64
1111	Oct 2020	5	9.62	1	0	1	2.65	0	0	0	0	7	12.27
1212	Oct 2020	22	56.87	8	38.24	0	0	1	0.67	1	6.12	32	101.90
1313	Oct 2020	21	66.53	9	40.81	3	14.20	0	0	1	2.78	34	124.33
1414	Oct 2020	24	58.77	8	41.20	7	24.81	6	2.61	3	18.02	48	145.41
1515	Oct 2020	21	64.31	10	46.94	2	7.14	1	1.24	2	12.47	36	132.10
1616	Oct 2020	18	50.39	8	29.66	7	27.72	2	1.42	1	2.51	36	111.70
1717	Oct 2020	24	67.28	11	62.99	6	28.73	5	4.96	2	4.56	48	168.52
1818	Oct 2020	12	25.00	1	1.20	1	2	0	0	0	0	14	28.20
1919	Oct 2020	17	42.85	9	33.43	3	7.57	2	0.93	2	9.36	33	94.14
2020	Oct 2020	26	73.50	9	45.42	5	24.30	1	0.25	2	5.10	43	148.57
2121	Oct 2020	21	60.19	8	29.62	1	4.51	1	3.81	1	3.78	32	101.91
2222	Oct 2020	25	58.30	7	40.27	6	21.38	4	4.43	1	6.85	43	131.23
2323	Oct 2020	18	55.15	9	38.22	3	11.89	3	2.24	3	13.53	36	121.03
2424	Oct 2020	18	52.92	6	29.15	5	22.16	0	0	1	5.41	30	109.64
2525	Oct 2020	8	23.41	3	14.72	1	3.04	0	0	1	3.86	13	45.03
2626	Oct 2020	6	15.68	2	8.99	3	16.64	4	5.90	0	0	15	47.21
2727	Oct 2020	22	45.34	7	21.28	3	10.64	2	0.98	3	10.30	37	88.54
2828	Oct 2020	19	44.92	6	36.44	3	15.87	3	3.69	4	19	35	119.92
2929	Oct 2020	25	57.56	14	51.14	8	29.09	2	1.17	1	2.51	50	141.47
3030	Oct 2020	21	65.02	8	38.79	5	17.21	1	0	2	4.52	37	125.54
3131	Oct 2020	17	47.24	7	34.47	3	11	6	10.18	2	6.58	35	109.47
Total		578	1526.25	224	1002.38	122	458.33	71	61.78	49	198.97	1044	3247.7



06.10.2020

To
Environmental Officer,
City East,
Karnataka State Pollution Control Board,
Thimmaiah Road,
Rajajinagar,
Bangalore-560027

Respected Sir,

Sub: Submission of Biomedical waste monthly returns for the month of September - 2020

With reference to the above subject we are hereby submitting the biomedical waste monthly return for the month of September Please find enclosed the details of biomedical waste generated for the month of September 2020.

For HEALTHCARE GLOBAL ENTERPRISES LIMITED

Mahesh Kumar P S
AUTHORIZED SIGNATORY



Sl No.	Date	Yellow Bags		Red Bags		Blue Mark Box		Whites		Cytotoxic Bags		Total	
		Count	Weight	Count	Weight	Count	Weight	Count	Weight	Count	Weight	Count	Weight
1	01 Sep 2020	14	48.54	3	26.81	1	11.87	1	0.28	1	7.38	20	94.88
2	02 Sep 2020	18	43.78	7	32.95	2	14.74	3	2.89	2	11.55	32	105.91
3	03 Sep 2020	14	58.09	5	32.44	2	10.87	4	0.85	1	6.70	26	108.95
4	04 Sep 2020	14	52.08	8	37.10	1	5.20	2	0.96	1	8.36	26	103.70
5	05 Sep 2020	17	49.45	7	34.50	5	19.73	2	3.22	2	9.88	33	116.78
6	06 Sep 2020	5	14.72	4	8.26	0	0	3	1.76	0	0	12	24.74
7	07 Sep 2020	23	52.90	9	29.70	3	9.20	3	1.80	8	29.70	46	123.30
8	08 Sep 2020	28	79.34	19	76.16	3	18.82	3	1.23	2	9.70	55	185.25
9	09 Sep 2020	20	65.10	7	39.20	3	14.19	3	2.62	1	6.19	34	127.30
10	10 Sep 2020	18	49.45	9	28.75	2	16.63	1	0.97	2	7.68	32	103.48
11	11 Sep 2020	22	28.59	11	24.71	4	6.67	2	1.14	2	8.46	41	69.57
12	12 Sep 2020	11	67.59	2	39.44	2	15.11	3	2.47	1	5.30	19	129.91
13	13 Sep 2020	4	13.66	3	11.28	4	13.63	1	2.68	1	1.19	13	42.44
14	14 Sep 2020	19	35.28	6	15.81	3	16.04	2	3.74	1	5.20	31	76.07
15	15 Sep 2020	20	48.34	10	37.81	1	2.41	0	0	1	5.33	32	93.89
16	16 Sep 2020	30	73.51	10	29.97	3	16.71	1	0.13	3	6.82	47	127.14
17	17 Sep 2020	20	57.81	10	53.24	2	9.48	3	1.01	2	8.01	37	129.55
18	18 Sep 2020	28	57.65	11	56.01	5	22.99	1	0.30	2	7.43	47	144.38
19	19 Sep 2020	16	19.95	7	17.23	4	11.83	0	0	1	8.96	28	57.97
20	20 Sep 2020	7	25.50	4	19.50	2	15.20	0	0	0	0	13	60.20
21	21 Sep 2020	26	67.47	9	33.52	5	14.77	3	1.02	2	4.96	45	121.74
22	22 Sep 2020	18	48.39	6	26.29	4	17.38	7	2.59	3	10.99	38	105.64
23	23 Sep 2020	13	42.06	10	39.15	4	14.90	4	2.81	0	0	31	98.92
24	24 Sep 2020	10	23.46	6	42.20	0	0	3	0.60	3	11.96	22	78.22
25	25 Sep 2020	27	67.67	9	32.10	4	20.15	2	0.90	1	2.05	43	122.87
26	26 Sep 2020	28	79.34	19	76.16	3	18.82	3	1.23	2	9.70	55	185.25
27	27 Sep 2020	4	18.72	0	0	0	0	4	3.39	1	3.99	9	26.10
28	28 Sep 2020	22	28.59	11	24.71	4	6.67	2	1.14	2	8.46	41	69.57
29	29 Sep 2020	18	47.58	15	44.03	5	15.82	1	0.10	1	2.11	40	109.64
30	30 Sep 2020	30	95.83	12	59.50	6	20.90	4	2.03	2	7.56	54	185.82
Total		544	1460.44	249	1028.53	87	380.73	71	43.86	51	215.62	1002	3129.18

HCG Kalinga Rao Road

Period: 01-09-2020 : 30-09-2020 Establishment Type- Health Care Establishment

SI No.	Date	Covid Red		Covid Blue		Covid-Yellow		Covid White		Total	
		Count	Weight	Count	Weight	Count	Weight	Count	Weight	Count	Weight
1	01 Sep 2020	0	0	0	0	1	3.85	0	0	1	3.85
2	02 Sep 2020	0	0	0	0	0	0.00	0	0	0	0.00
3	03 Sep 2020	0	0	0	0	1	2.37	0	0	1	2.37
4	04 Sep 2020	0	0	0	0	1	1.42	0	0	1	1.42
5	05 Sep 2020	0	0	0	0	2	3.17	0	0	2	3.17
6	06 Sep 2020	0	0	0	0	1	2.91	0	0	1	2.91
7	07 Sep 2020	0	0	0	0	0	0.00	0	0	0	0.00
8	08 Sep 2020	0	0	0	0	1	2.05	0	0	1	2.05
9	09 Sep 2020	0	0	0	0	3	7.27	0	0	3	7.27
10	10 Sep 2020	0	0	0	0	1	1.91	0	0	1	1.91
11	11 Sep 2020	0	0	0	0	1	2.20	0	0	1	2.20
12	12 Sep 2020	0	0	0	0	0	0.00	0	0	0	0.00
13	13 Sep 2020	0	0	0	0	1	0.95	0	0	1	0.95
14	14 Sep 2020	0	0	0	0	1	4.76	0	0	1	4.76
15	15 Sep 2020	0	0	0	0	1	2.77	0	0	1	2.77
16	16 Sep 2020	0	0	0	0	1	2.34	0	0	1	2.34
17	17 Sep 2020	0	0	0	0	1	0.35	0	0	1	0.35
18	18 Sep 2020	0	0	0	0	1	0.45	0	0	1	0.45
19	19 Sep 2020	0	0	0	0	1	0.67	0	0	1	0.67
20	20 Sep 2020	0	0	0	0	1	1.37	0	0	1	1.37
21	21 Sep 2020	0	0	0	0	1	1.42	0	0	1	1.42
22	22 Sep 2020	0	0	0	0	1	0.64	0	0	1	0.64
23	23 Sep 2020	0	0	0	0	1	0.97	0	0	1	0.97
24	24 Sep 2020	0	0	0	0	1	2.18	0	0	1	2.18
25	25 Sep 2020	0	0	0	0	1	0.29	0	0	1	0.29
26	26 Sep 2020	0	0	0	0	0	0.00	0	0	0	0.00
27	27 Sep 2020	0	0	0	0	1	2.58	0	0	1	2.58
28	28 Sep 2020	0	0	0	0	0	0.00	0	0	0	0.00
29	29 Sep 2020	0	0	0	0	0	0.00	0	0	0	0.00
30	30 Sep 2020	0	0	0	0	1	2.56	0	0	1	2.56
Total		0	0	0	0	27	51.45	0	0	27	51.45



The Specialist
in Cancer Care

adding life to years

03.09.2020

To
Environmental Officer,
City East,
Karnataka State Pollution Control Board,
Thimmaiah Road,
Rajajinagar,
Bangalore-560027


Respected Sir,

Sub: Submission of Biomedical waste monthly returns for the month of August - 2020

With reference to the above subject we are hereby submitting the biomedical waste monthly return for the month of August. Please find enclosed the details of biomedical waste generated for the month of August 2020.

For HEALTHCARE GLOBAL ENTERPRISES LIMITED

Mahesh Kumar D.S.
AUTHORIZED SIGNATORY
Health Care Global Enterprises Limited
HCG Towers,
#8, P. Kalinga Rao Road,
Sampangirum Nagar,
Bangalore - 560027.



Health Care Global Enterprises Ltd.

HCG Towers #8 P. Kalinga Rao Road, Sampangi Ram Nagar, Bangalore - 560027

08/09/2020 | Email: info@hcgcoltd.com | www.hcgcoltd.com | CIN: U15200KA1998PLC023489



The Specialist
in Cancer Care

adding life to years

03.08.2020

To
Environmental Officer,
City East,
Karnataka State Pollution Control Board,
Thimmaiah Road,
Rajajinagar,
Bangalore-560027


Respected Sir,

Sub: Submission of Biomedical waste monthly returns for the month of JULY - 2020

With reference to the above subject we are hereby submitting the biomedical waste monthly return for the month of July Please find enclosed the details of biomedical waste generated for the month of July 2020.

For HEALTHCARE GLOBAL ENTERPRISES LIMITED

Abhishek Kumar D S
AUTHORIZED SIGNATORY 04/08/2020



HealthCare Global Enterprises Ltd.

HCG Tower #8, P. Kalinga Bab Road, Sampangi Ram Nagar, Bengaluru - 560 027

91 80 4020 6000 | info@hcgoncology.com | www.hcgoncology.com | CIN: U15200KA1998PLC023489

Chennai | Bangalore | Mysuru | Bhubaneswar | Coimbatore | Delhi | Gurgaon | Hubli | Jaipur | Kolkata | Mangalore | Mumbai | Nashik | Ooty | Pondicherry | Shimoga | Tirunelveli | Warangal

HCG Kalinga Rao Road

Period: 01-07-2020 : 31-07-2020 Establishment Type- Health Care Establishment

Sl No.	Date	Yellow Bags		Red Bags		Blue Mark Box		Whites		Cytotoxic Bags		Covid19 Bags		Total	
		Count	Weight	Count	Weight	Count	Weight	Count	Weight	Count	Weight	Count	Weight	Count	Weight
1	01 Jul 2020	15	62.81	8	35.27	3	14.61	1	0.12	3	11.50	2	6	32	130.31
2	02 Jul 2020	16	75.23	9	43.16	2	10.29	2	5.50	3	14.74	3	3	6	35
3	03 Jul 2020	19	59.46	10	55.98	4	15.70	5	9.86	2	8.60	2	7	42	156.60
4	04 Jul 2020	19	76.57	11	57.29	5	24.37	3	1.63	3	13.95	2	6	43	179.81
5	05 Jul 2020	3	5.73	1	5.30	0	0	1	5.24	0	0	3	3	8	22.27
6	06 Jul 2020	22	72.21	7	39.94	2	10.08	3	12.55	1	3.93	2	5	37	143.71
7	07 Jul 2020	12	51.08	7	35.93	2	13.30	2	1.05	2	5.51	2	5	27	111.87
8	08 Jul 2020	23	83.16	8	36.32	5	21.13	2	6.36	2	6.09	3	5	43	158.06
9	09 Jul 2020	20	76.49	9	53.81	3	10.42	3	0.26	2	8.43	2	6	39	155.41
10	10 Jul 2020	18	57.83	6	35.57	3	14.16	4	0.89	2	12.06	2	6	35	126.51
11	11 Jul 2020	15	48.11	6	45.90	10	31.28	9	10.81	2	8.81	4	6	46	150.91
12	12 Jul 2020	10	52.80	2	21.96	2	8.44	1	0.90	0	0	2	7	17	91.10
13	13 Jul 2020	10	34.94	4	28.56	2	8.40	3	1.45	2	9.52	2	6	23	88.87
14	14 Jul 2020	16	47.96	2	13.42	7	40.63	2	1.62	2	15.47	1	6	30	125.10
15	15 Jul 2020	14	59.80	5	37.41	3	19.82	0	0	1	6.42	2	5	25	128.45
16	16 Jul 2020	15	60.97	4	27.78	3	14.69	4	4.66	3	5.72	2	5	31	118.82
17	17 Jul 2020	18	57.70	7	35.25	2	8.38	0	0	2	9.86	2	5	31	116.19
18	18 Jul 2020	14	43.45	5	25.77	2	11.48	3	0.59	1	4.23	2	7	27	92.52
19	19 Jul 2020	17	42.79	6	30.47	3	8	3	2.56	2	11.62	2	9	33	104.44
20	20 Jul 2020	17	52.80	7	27.83	3	7.80	5	6.85	1	4.22	2	6	35	105.50
21	21 Jul 2020	15	37.24	8	42.05	3	14.05	2	1.18	2	4.60	3	6	33	105.12
22	22 Jul 2020	12	29.62	6	27.26	1	8.53	0	0	2	8.92	2	6	23	80.33
23	23 Jul 2020	19	66.58	8	46.66	4	14.07	2	0.74	2	7.85	2	7	37	142.90
24	24 Jul 2020	17	42.79	6	30.47	3	8	3	2.56	2	11.62	3	6	34	101.44
25	25 Jul 2020	18	54.47	7	34.53	2	14.25	5	2.72	2	9.82	2	6	36	121.79
26	26 Jul 2020	3	8.79	1	6.07	1	2.21	0	0	0	0	3	5	8	22.07
27	27 Jul 2020	16	40.16	6	24.92	1	4.34	2	1.20	2	10.52	2	5	29	86.14
28	28 Jul 2020	16	53.39	9	52.57	4	17.35	3	1.32	2	10.29	3	5	37	139.92
29	29 Jul 2020	19	41.66	5	32.58	2	16.04	1	0.04	1	9.57	3	6	31	105.89
30	30 Jul 2020	12	47.08	5	22.27	1	5.86	0	0	2	9.78	2	5	22	90.86
31	31 Jul 2020	14	31.83	6	42.89	2	14.46	1	0.98	3	12.97	4	20	30	123.28
Total		474	1575.5	191	1055.19	90	412.14	75	83.64	56	256.62	73	198.02	959	3581.11

Madan Kumar
04/08/2020





The Specialist
in Cancer Care

adding life to years

01.07.2020

To
Environmental Officer,
City East,
Karnataka State Pollution Control Board,
Thimmaiah Road,
Rajajinagar,
Bangalore-560027

Respected Sir,


Sub: Submission of Biomedical waste monthly returns for the month of JUNE - 2020

With reference to the above subject we are hereby submitting the biomedical waste monthly return for the month of June Please find enclosed the details of biomedical waste generated for the month of June 2020.

For HEALTHCARE GLOBAL ENTERPRISES LIMITED

Heaven Kumar D S
AUTHORIZED SIGNATORY 02/07/2020

HealthCare Global Enterprises Limited
#8, P. Kalinga Rao Road,
SampangiramaNagar,
Bangalore - 560027.



HealthCare Global Enterprises Ltd

HCG Tower #8, P. Kalinga Rao Road, Sampangi Ram Nagar, Bengaluru - 560 027

91 80 4020 6000 | info@hcgoncology.com | www.hcgoncology.com | CIN: U15200KA1998PLC026489

HCG Kalinga Rao Road

Period: 01-06-2020 : 30-06-2020 Establishment Type- Health Care Establishment

SI No.	Date	Yellow Bags		Red Bags		Blue Mark Box		Whites		Cytotoxic Bags		Covid19 Bags		Total	
		Count	Weight	Count	Weight	Count	Weight	Count	Weight	Count	Weight	Count	Weight	Count	Weight
1	01 Jun 2020	6	21.39	7	97.00	0	0	1	4.03	1	8.69	0	0	15	65.26
2	02 Jun 2020	4	10.01	4	28.19	1	6.24	1	6.68	0	0	0	0	10	51.12
3	03 Jun 2020	7	37.62	7	40.93	1	5.33	1	3.48	4	18.30	0	0	20	105.66
4	04 Jun 2020	6	155.27	3	53.24	2	53.08	0	0	0	0	0	0	11	261.59
5	05 Jun 2020	5	14.43	2	11.44	2	11.88	1	1.19	1	5.64	0	0	11	44.58
6	06 Jun 2020	3	10.65	2	14.02	3	9.39	3	4.32	1	6.28	0	0	12	44.66
7	07 Jun 2020	5	21.03	2	10.31	2	5.17	0	0	0	0	0	0	9	36.51
8	08 Jun 2020	10	49.14	3	34.15	1	8.78	1	1.35	2	12.11	0	0	17	105.53
9	09 Jun 2020	4	16.58	2	11.94	0	0	0	0	0	0	0	0	6	28.52
10	10 Jun 2020	14	42.70	5	39.19	3	14.72	0	0	2	9.92	0	0	24	106.53
11	11 Jun 2020	18	59.42	6	34.22	2	9.10	0	0	2	8.11	0	0	28	110.85
12	12 Jun 2020	13	42.15	9	67.99	1	2.33	0	0	2	11.68	0	0	25	124.15
13	13 Jun 2020	12	51.26	11	59.10	3	14.96	2	5.51	3	13.86	0	0	31	144.69
14	14 Jun 2020	10	22.04	4	9.50	0	0	0	0	0	0	0	0	14	31.54
15	15 Jun 2020	18	59.42	6	34.22	2	9.10	0	0	2	8.11	0	0	28	110.85
16	16 Jun 2020	15	42.42	6	27.72	3	17.35	2	0.23	2	8.85	0	0	28	96.57
17	17 Jun 2020	17	67.55	7	36.66	3	12.68	2	4.30	2	12.34	0	0	31	133.53
18	18 Jun 2020	11	58.64	12	55.95	5	21.24	1	0.46	3	12.77	0	0	32	149.06
19	19 Jun 2020	2	5.99	3	15.62	0	0	1	1.86	0	0	0	0	6	23.47
20	20 Jun 2020	13	47.32	12	61.06	3	16.19	4	1.83	4	25.85	0	0	36	152.25
21	21 Jun 2020	7	33.91	2	18.71	2	9.32	0	0	1	7.89	0	0	12	69.83
22	22 Jun 2020	14	50.68	10	49.62	2	5.35	0	0	1	4.58	0	0	27	110.23
23	23 Jun 2020	17	52.05	7	26.52	3	23.49	1	0.65	1	6.90	0	0	29	109.61
24	24 Jun 2020	16	51.33	6	42.51	2	10.78	1	0.27	2	6.89	0	0	27	111.78
25	25 Jun 2020	12	57.51	6	36.95	4	12.89	2	0.96	1	6.11	0	0	25	114.42
26	26 Jun 2020	15	75.62	6	30.79	4	20.57	2	8.18	1	4.62	0	0	28	139.78
27	27 Jun 2020	8	23.22	5	35.70	3	16.84	6	4.02	2	10.12	0	0	24	89.90
28	28 Jun 2020	7	12.74	6	13.47	1	5.11	2	3.29	0	0	0	0	16	34.61
29	29 Jun 2020	7	27.86	5	28.96	4	15.49	6	8.84	2	12.08	0	0	24	93.23
30	30 Jun 2020	6	22.07	4	18.73	4	20.44	3	2.27	2	9.47	0	0	19	72.98
Total		302	1242.02	170	978.56	66	358	43	63.72	44	231.17	0	0	625	2873.29



The Specialist in Cancer Care

adding life to years

Date
25-5-2020

To,
The Deputy Environmental Officer
City ~~South~~, EAST
Karnataka State Pollution control board
Thimmaiah Road Rajajinagar
Bangalore-27

Respected sir,
Sub: Submission of Biomedical waste annual returns for the year -2019

With reference to the above subject we are hereby submitting the biomedical waste report from JAN 2019 to DEC 2019 through form no IV as by the healthcare facility.
Kindly accept and do the needful.

For HEALTHCARE GLOBAL ENTERPRISES LIMITED
for HealthCare Global Enterprises Ltd.

AUTHORIZED SIGNATORY
Authorised Signatory



Encl:-

1. Form No IV
2. MOM of the BMW Committee Meeting

HealthCare Global Enterprises Ltd.

HCG Tower #8, P. Kalinga Rao Road, Sampangi Ram Nagar, Bengaluru - 560 027.

91-80-4020-6000 | info@hcgoncology.com | www.hcgoncology.com | CIN : U15200KA1998PLC028489

Alibabad | Bengaluru | Baroda | Bhopal | Chennai | Coimbatore | Delhi | Gurgaon | Hyderabad | Jaipur | Kanpur | Kolkata | Lucknow | Madurai | Mumbai | Nashik | Patna | Pune | Raipur | Shimoga | Thiruvananthapuram | Varanasi

Form - IV
(See rule 13)
ANNUAL REPORT

[To be submitted to the prescribed authority on or before 30th June every year for the period from January to December of the preceding year, by the occupier of health care facility (HCF) or common bio-medical waste treatment facility (CBWTF)]

Sl. No	Particulars		
1.	Particulars of the Occupier	:	
	(i) Name of the authorised person (occupier or : operator of facility)	:	Mr. Chaluvaramgatah Asst Manager House Keeping
	(ii) Name of HCF or CBMWTF	:	Health care global Enterprises Ltd
	(iii) Address for Correspondence	:	No. 8 P Kalinga rao road SR Nagar - R'lore - 27
	(iv) Address of Facility	:	"
	(v) Tel. No, Fax. No	:	0804020 6000
	(vi) E-mail ID	:	Chaluvaramgatah@hcgel.com
	(vii) URL of Website	:	
	(viii) GPS coordinates of HCF or CBMWTF	:	
	(ix) Ownership of HCF or CBMWTF	:	(State Government or Private or Semi Govt. or any other)
	(x). Status of Authorisation under the Bio-Medical Waste (Management and Handling) Rules	:	Authorisation No.: KSPCB/RSEO/RNG-CITY/BMW 121362.....valid up to
	(xi). Status of Consents under Water Act and Air Act	:	Valid up to:
2.	Type of Health Care Facility	:	
	(i) Bedded Hospital	:	No. of Beds:..... 250
	(ii) Non-bedded hospital	:	

	Laborator (Clinic or Blood Bank or Clinical y or Research Institute or Veterinary Hospital or any other)												
	(iii) License number and its date of expiry												
3.	Details of CBMWTF	:	MDL with Masadi										
	(i) Number healthcare facilities covered by CBMWTF	:											
	(ii) No of beds covered by CBMWTF	:											
	(iii) Installed treatment and disposal capacity of CBMWTF:	:	_____ Kg per day										
	(iv) Quantity of biomedical waste treated or disposed by CBMWTF	:	_____ Kg/day										
4.	Quantity of waste generated or disposed in Kg per annum (on monthly average basis)	:	<table border="1"> <tr> <td>Yellow Category</td> <td>: 11288.91 kg</td> </tr> <tr> <td>Red Category</td> <td>: 16535.39 kg</td> </tr> <tr> <td>White:</td> <td>: 14191.29 kg</td> </tr> <tr> <td>Blue Category</td> <td>: 1653.54 kg</td> </tr> <tr> <td>General Solid waste:</td> <td>48.500 kg</td> </tr> </table>	Yellow Category	: 11288.91 kg	Red Category	: 16535.39 kg	White:	: 14191.29 kg	Blue Category	: 1653.54 kg	General Solid waste:	48.500 kg
Yellow Category	: 11288.91 kg												
Red Category	: 16535.39 kg												
White:	: 14191.29 kg												
Blue Category	: 1653.54 kg												
General Solid waste:	48.500 kg												
5	Details of the Storage, treatment, transportation, processing and Disposal Facility												
	(i) Details of the on-site storage facility	:	<table border="1"> <tr> <td>Size</td> <td>:</td> </tr> <tr> <td>Capacity</td> <td>:</td> </tr> <tr> <td>Provision of on-site storage</td> <td>: (cold storage or any other provision)</td> </tr> </table>	Size	:	Capacity	:	Provision of on-site storage	: (cold storage or any other provision)				
Size	:												
Capacity	:												
Provision of on-site storage	: (cold storage or any other provision)												

disposal facilities		Type of treatment equipment	No of units	Capacity Kg/day	Quantity treated or disposed in kg per annum
(iii) Quantity of recyclable wastes sold to authorized recyclers after treatment in kg per annum.	:	Red Category (like plastic, glass etc.)			
(iv) No of vehicles used for collection and transportation of biomedical waste	:	MOU with Masadi			
(v) Details of incineration ash and ETP sludge generated and disposed during the treatment of wastes in Kg per annum		Incineration Ash ETP Sludge	Quantity generated	Where disposed	300 Lamtey.
(vi) Name of the Common Bio-Medical Waste Treatment Facility Operator through which wastes are disposed of					
(vii) List of member HCF not handed over bio-medical waste.					
6 Do you have bio-medical waste management committee? If yes, attach minutes of the meetings held during the reporting period					
7 Details trainings conducted on BMW					
(i) Number of trainings conducted on BMW Management.					200

	(ii) number of personnel trained		150
	(iii) number of personnel trained at the time of induction		100
	(iv) number of personnel not undergone any training so far		
	(v) whether standard manual for training is available?		Yes
	(vi) any other information)		
8	Details of the accident occurred during the year		- No -
	(i) Number of Accidents occurred		- No -
	(ii) Number of the persons affected		- No -
	(iii) Remedial Action taken (Please attach details if any)		- No -
	(iv) Any Fatality occurred, details.		
9.	Are you meeting the standards of air Pollution from the incinerator? How many times in last year could not met the standards?		Yes
	Details of Continuous online emission monitoring systems installed		
10	Liquid waste generated and treatment methods in place. How many times you have not met the standards in a year?		ETP
11	Is the disinfection method or sterilization meeting the log 4 standards? How many times you have not met the standards in a year?		Yes.
12	Any other relevant information	:	(Air Pollution Control Devices attached with the Incinerator)

Certified that the above report is for the period from

Jan 2019 to Dec 2019

For HealthCare Global Enterprises Ltd.

Name and Signature of the Head of the Institution

VINAYAK CHAKRAVARTI

Date:

Place

Bangalore

MINUTES OF BIO-MEDICAL WASTE MANAGEMENT COMMITTEE MEETING - December 2019

EMIT/COMM/07/R0

Date: 13/12/19

Venue: Board Room Tower-1 - 5th Floor

Time: 4: 30pm to 5pm

S.No	Member Present	Designation
1	Dr. Shobha G	Microbiologist/ HIC officer
2	Mr. Ajai Shankar	COO
3	Ms. Catheline	Head Medical Services
4	Ms. Geethamani	Manager- Housekeeping
5	Ms. Zipporah Daisy	Senior Infection Control Nurse
6	Mrs. Ashalatha BL	Infection Control Nurse

S No	Agenda Point	Discussion	Action Planned	Responsibility	Deadline	Tracking
NEW POINTS DISCUSSED						
1	Discussion on the site visit	Report on the site visit discussed	<p>Bio- Medical waste- Maridi Recommended for the following:</p> <ul style="list-style-type: none"> to get the serology testes done for the employees. to train their employees to use proper PPE. (Heavy duty gloves, mask) and regarding needle stick injury. to reschedule the vaccine for those employees, for whom the tier value was less than 10. 	Maridi	Before the next visit	
2	Color Code for the General waste	Concern on the use of color code for general waste. As per the BMW rules 2016 the cardboard box will be used to collect the glass bottle and vials with the blue colored marking, it should be puncture proof and leak proof for which we are using white color bags inside the cardboard box	<p>The color code as per the KPCB for general waste collection is Blue. Which will be continued as per the Karnataka state statutory.</p> <p>White color bag will be continued to put in the cardboard box to act as a leakproof.</p> <p>As per the BMW rules cardboard boxes will be sealed with the blue colored tape with biohazard symbol.</p>	Mrs. Geethamani and Ms. Zipporah	On-going	In process

Chaired by: Dr. Shobha (Microbiologist, HICO)



01.05.2020

To
Environmental Officer,
City East,
Karnataka State Pollution Control Board,
Thinmaiah Road,
Rajajinagar,
Bangalore-560027

Respected Sir,

Sub: Submission of Biomedical waste monthly returns for the month of April - 2020

With reference to the above subject we are hereby submitting the biomedical waste monthly return for the month of April Please find enclosed the details of biomedical waste generated for the month of April 2020.

For HEALTHCARE GLOBAL ENTERPRISES LIMITED

Makam Meenur
AUTHORIZED SIGNATORY *04/05/2020*
HealthCare Global Enterprises Limited
HCG Tower #8,
#8, P. Kalinga Rao Road,
Sampangirama Nagar,
Bangalore - 560027.



HCG Kalinga Rao Road

Period: 01-04-2020 : 30-04-2020 Establishment Type- Health Care Establishment

Sl No.	Date	Yellow Bags		Red Bags		Blue Mark Box		Whites		Cytotoxic Bags		Covid19 Bags		Total	
		Count	Weight	Count	Weight	Count	Weight	Count	Weight	Count	Weight	Count	Weight	Count	Weight
101	Apr 2020	19	59.46	12	53.62	4	18.33	4	3.25	2	24.63	0	0	41	159.29
202	Apr 2020	14	61.21	6	13.40	6	27.32	2	1.10	4	15.10	0	0	32	118.13
303	Apr 2020	10	37.84	8	34.05	6	32.85	1	0.18	4	18.73	0	0	29	123.65
404	Apr 2020	14	58.62	13	48.32	3	15.43	4	2	4	13.50	0	0	38	137.87
505	Apr 2020	2	8.25	3	13.75	0	0	1	14.04	2	8.11	0	0	8	44.15
606	Apr 2020	11	39.01	14	65.07	6	27.94	6	14.38	6	46.21	0	0	43	192.61
707	Apr 2020	17	39.64	14	38.68	5	18.14	5	2.04	1	4.39	0	0	42	102.89
808	Apr 2020	6	21.74	5	29.20	3	19.62	0	0	2	10.75	0	0	16	81.31
909	Apr 2020	4	23.50	4	29.94	5	26.17	1	0.98	0	0	0	0	14	80.59
1010	Apr 2020	3	12.46	1	5.41	0	0	0	0	1	4.73	0	0	5	22.60
1111	Apr 2020	10	67.50	9	49.90	6	39	2	4.30	3	16	0	0	30	176.70
1212	Apr 2020	16	72.36	15	72.21	1	11.60	4	12.03	4	20.85	0	0	40	189.05
1313	Apr 2020	11	46.70	14	60.24	5	22.87	5	1.83	5	33.22	0	0	40	164.86
1414	Apr 2020	18	55.13	12	48.04	6	33.26	3	1.24	3	15.49	0	0	42	153.16
1515	Apr 2020	3	4.70	2	6.69	1	6.37	1	0.20	0	0	0	0	7	17.96
1616	Apr 2020	10	38.50	10	60.83	8	29.19	8	5.74	3	17.27	0	0	39	151.53
1717	Apr 2020	10	31.82	6	28.20	3	13.47	0	0	2	13.80	0	0	21	87.29
1818	Apr 2020	12	66.58	10	53.02	4	22.50	1	7.44	0	0	0	0	27	149.54
1919	Apr 2020	2	5.99	3	14.28	0	0	2	17.80	2	10.33	0	0	9	48.40
2020	Apr 2020	4	10.66	3	9.87	0	0	1	5.62	0	0	0	0	8	26.15
2121	Apr 2020	3	7.53	2	6.89	2	11.97	0	0	1	3.29	0	0	8	29.68
2222	Apr 2020	7	35.59	4	21.75	5	24.28	2	1.61	3	30.59	0	0	21	113.82
2323	Apr 2020	7	26.16	9	44.95	3	12.95	2	0.70	3	15.41	0	0	24	100.17
2424	Apr 2020	14	53.24	20	58.13	7	22.06	7	7.79	13	39.95	0	0	61	181.17
2525	Apr 2020	8	26.80	5	27.50	4	19.61	0	0	1	1.81	0	0	18	75.72
2626	Apr 2020	14	40.94	15	50.74	7	37.66	7	4.88	2	7.42	0	0	45	141.64
2727	Apr 2020	8	36.19	4	58.84	4	21.68	2	2.14	1	7.72	0	0	19	126.57
2828	Apr 2020	12	31.74	6	34.90	2	17.24	0	0	2	9.32	0	0	22	93.20
2929	Apr 2020	6	16.10	3	27.84	0	0	0	0	0	0	0	0	9	43.94
3030	Apr 2020	8	33.97	6	42.08	3	15.97	0	0	2	11.13	0	0	19	103.15
Total		283	1069.93	238	1108.34	109	547.48	71	111.29	76	399.75	0	0	777	3236.79

06.04.2020

To
Environmental Officer,
City East,
Karnataka State Pollution Control Board,
Thimmaiah Road,
Rajajinagar,
Bangalore-560027

Respected Sir,

Sub: Submission of Biomedical waste monthly returns for the month of March - 2020

With reference to the above subject we are hereby submitting the biomedical waste monthly return for the month of March Please find enclosed the details of biomedical waste generated for the month of March 2020.

For HEALTHCARE GLOBAL ENTERPRISES LIMITED

Mahesh Kumar
AUTHORIZED SIGNATORY
07/04/2020



06.04.2020

To
Environmental Officer,
City East,
Karnataka State Pollution Control Board,
Thimmaiah Road,
Rajajinagar,
Bangalore-560027

Respected Sir,

Sub: Submission of Biomedical waste monthly returns for the month of March - 2020

With reference to the above subject we are hereby submitting the biomedical waste monthly return for the month of March Please find enclosed the details of biomedical waste generated for the month of March 2020.

For HEALTHCARE GLOBAL ENTERPRISES LIMITED

Mahesh Kumar
AUTHORIZED SIGNATORY

Health Care Global Enterprises Limited
HCG Towers,
#8, P. Kalinga Rao Road,
Sampangi Ram Nagar,
Bangalore - 560027.
07/04/2020



SI No.	Date	Yellow Bags		Red Bags		Blue Mark Box		Whites		Cytotoxic Bags		Covid19 Bags		Total	
		Count	Weight	Count	Weight	Count	Weight	Count	Weight	Count	Weight	Count	Weight	Count	Weight
101	Mar 2020	5	16.58	4	14.08	4	23.28	0	0	2	9.98	0	0	15	63.92
202	Mar 2020	14	62.99	11	66.75	3	35	6	5.52	1	4.91	0	0	35	175.17
303	Mar 2020	3	12.48	4	15.69	4	25.34	4	7.40	1	3.20	0	0	16	64.11
404	Mar 2020	14	125.63	7	84.78	4	39.45	0	0	2	17.33	0	0	27	267.19
505	Mar 2020	19	82.16	18	98.18	3	13.99	7	34.76	5	18.75	0	0	52	247.84
606	Mar 2020	16	85.07	14	84.34	9	66.11	0	0	4	14.34	0	0	43	249.86
707	Mar 2020	6	14.01	6	45.14	6	28.52	3	2.90	2	7.86	0	0	23	98.43
808	Mar 2020	4	15.17	3	10.01	5	32.01	0	0	0	0	0	0	12	57.19
909	Mar 2020	11	27.01	8	47.79	5	18.76	1	0.39	1	2.16	0	0	26	96.11
1010	Mar 2020	14	126.99	13	64.95	0	0	1	7.84	1	3.61	0	0	29	203.39
1111	Mar 2020	14	74.26	10	56.84	3	13.82	2	3.26	2	21.20	0	0	31	169.38
1212	Mar 2020	3	18.49	3	14.35	6	31.37	0	0	0	0	0	0	12	64.21
1313	Mar 2020	11	30.42	4	44.10	3	14.13	1	0.87	2	9.01	0	0	21	98.53
1414	Mar 2020	9	38.69	8	52.45	4	20.54	5	8.10	3	11.93	0	0	29	131.71
1515	Mar 2020	16	52.65	6	43.30	2	6.18	3	2.79	5	39.67	0	0	32	144.59
1616	Mar 2020	14	54.86	10	48.39	4	17.86	1	0.93	1	6.81	0	0	30	128.85
1717	Mar 2020	14	40.84	13	58.69	9	43.55	2	3.43	3	14.77	0	0	41	161.28
1818	Mar 2020	5	15.99	7	40.96	3	16.70	2	1.25	1	12.88	0	0	18	87.78
1919	Mar 2020	12	37.72	13	65.47	8	35.20	0	0	5	18.26	0	0	38	156.65
2020	Mar 2020	12	37.79	9	53.89	3	23.60	1	0.76	3	10.30	0	0	28	126.34
2121	Mar 2020	13	51.01	11	59.36	4	23.72	2	14.03	6	39.81	0	0	36	187.93
2222	Mar 2020	23	62.40	15	61.83	3	10.60	4	9.22	7	35.43	0	0	52	179.48
2323	Mar 2020	12	57.33	10	55.40	1	7.63	0	0	3	11.34	0	0	26	131.70
2424	Mar 2020	16	52.65	6	43.30	2	6.18	3	2.79	5	39.67	0	0	32	144.59
2525	Mar 2020	14	66.04	13	70.85	2	11.31	0	0	2	21.27	0	0	31	169.47
2626	Mar 2020	3	15.82	3	16.54	0	0	3	14.63	1	0.96	0	0	10	47.95
2727	Mar 2020	13	25.25	9	42.03	0	0	0	0	3	12.19	0	0	25	79.47
2828	Mar 2020	23	62.40	15	61.83	3	10.60	4	9.22	7	35.43	0	0	52	179.48
2929	Mar 2020	6	34.33	4	31.81	3	15.84	3	15.27	2	9.68	0	0	18	106.93
3030	Mar 2020	1	2.63	2	9.32	1	7.86	1	1.49	0	0	0	0	5	21.30
3131	Mar 2020	13	41.49	8	37.40	3	16.07	3	5.19	2	3.30	0	0	29	103.45
Total		353	1441.15	267	1499.82	110	615.22	62	152.04	82	436.05	0	0	874	4144.28



02.03.2020

To
Environmental Officer,
City East,
Karnataka State Pollution Control Board,
Thimmaiah Road,
Rajajinagar,
Bangalore-560027

Respected Sir,

Sub: Submission of Biomedical waste monthly returns for the month of February - 2020

With reference to the above subject we are hereby submitting the biomedical waste monthly return for the month of February Please find enclosed the details of biomedical waste generated for the month of February 2020.

For HEALTHCARE GLOBAL ENTERPRISES LIMITED

M. K. M. D. S.
AUTHORIZED SIGNATORY: 03/03/2020

Healthcare Global Enterprises Limited
HCG Tower #8, P. Kallina Rao Road,
Sampangi Ram Nagar, Bangalore - 560 027



HealthCare Global Enterprises Ltd.

HCG Tower #8, P. Kallina Rao Road, Sampangi Ram Nagar, Bangalore - 560 027

01 80 4020 6000 | info@hcgoncology.com | www.hcgoncology.com | CIN : U15200KA1998PLC023489

Ahmedabad | Bangalore | Bhopal | Bhubaneswar | Chennai | Coimbatore | Delhi | Guwahati | Hyderabad | Jaipur | Kolkata | Lucknow | Mangalore | Mumbai | Nashik | Patna | Ranchi | Shimoga | Thiruvananthapuram | Tiruchirappalli | Visakhapatnam

HCG Kalinga Rao Road

Period: 01-02-2020 : 29-02-2020 Establishment Type- Health Care Establishment

Sl No.	Date	Yellow Bags		Red Bags		Blue Mark Box		Whites		Cytotoxic Bags		Total	
		Count	Weight	Count	Weight	Count	Weight	Count	Weight	Count	Weight	Count	Weight
1	01 Feb 2020	7	32.91	5	34.10	0	0	4	19.24	4	23	20	109.25
2	02 Feb 2020	3	12.22	3	18.61	0	0	3	18.62	3	15.58	12	65.03
3	03 Feb 2020	6	42.09	2	18.94	3	22.60	2	9.68	0	0	13	93.31
4	04 Feb 2020	15	49.79	8	50.86	7	36.16	1	0.32	1	2.99	32	140.12
5	05 Feb 2020	11	34.23	6	34	3	13.05	1	0.97	1	2.24	22	84.49
6	06 Feb 2020	4	13.10	5	21.75	0	0	5	29.33	4	17.59	18	81.77
7	07 Feb 2020	10	50.89	8	56.40	6	35.45	4	19.28	3	7.18	31	169.20
8	08 Feb 2020	9	46.66	12	53.53	4	19.17	5	2.31	1	4.29	31	125.96
9	09 Feb 2020	3	9.66	4	19.95	2	17.40	2	13.51	2	9.79	13	70.31
10	10 Feb 2020	15	69.32	9	57.19	5	19.36	0	0	2	8.79	31	154.66
11	11 Feb 2020	11	47.90	7	29.46	2	8.15	2	1.41	0	0	22	86.92
12	12 Feb 2020	12	38.12	9	45.89	1	4.31	4	13.30	2	7.59	28	109.21
13	13 Feb 2020	27	107.51	21	104.05	3	11.64	7	26.61	3	10.08	61	259.89
14	14 Feb 2020	13	51.01	11	59.36	4	23.72	2	14.03	6	39.81	36	187.93
15	15 Feb 2020	23	62.40	15	61.83	3	10.60	4	9.22	7	35.43	52	179.48
16	16 Feb 2020	10	45.54	10	46.29	2	14.43	0	0	3	26.03	25	132.29
17	17 Feb 2020	15	52.37	10	54.70	1	2.35	4	18.65	3	16.56	33	144.63
18	18 Feb 2020	9	37.43	7	37.32	7	63.86	2	1.64	0	0	25	140.25
19	19 Feb 2020	9	30.04	8	56.02	4	24.24	7	28.09	1	0.45	29	138.84
20	20 Feb 2020	5	37.54	2	22.57	3	20.38	2	6.27	1	8.90	13	95.66
21	21 Feb 2020	11	47.90	7	29.46	2	8.15	2	1.41	0	0	22	86.92
22	22 Feb 2020	2	7.55	1	7.09	1	10.05	1	5.60	3	3.65	8	33.94
23	23 Feb 2020	5	21.11	8	44.61	8	51.34	1	2.02	2	13.04	24	132.12
24	24 Feb 2020	14	75.16	9	43.97	4	25.19	9	21.26	3	12.20	39	177.78
25	25 Feb 2020	9	38.92	4	37.18	2	10.06	1	0.38	1	2.09	17	88.63
26	26 Feb 2020	16	63.22	9	59.77	5	28.63	3	1.92	2	8.14	35	161.68
27	27 Feb 2020	13	57.06	15	139.38	7	26.56	3	0.91	3	11.78	41	235.69
28	28 Feb 2020	15	51.78	8	55.15	5	28.83	1	0.45	2	7.30	31	143.51
29	29 Feb 2020	2	15.33	3	19.73	5	35.27	2	3.98	1	2.37	13	76.68
Total		304	1248.76	226	1319.16	99	571	84	270.41	64	297	777	3706.15

07/03/2020
M. S. S.

04.02.2020

To
Environmental Officer,
City East,
Karnataka State Pollution Control Board,
Thimmaiah Road,
Rajajinagar,
Bangalore-560027

Respected Sir,

Sub: Submission of Biomedical waste monthly returns for the month of January - 2020

With reference to the above subject we are hereby submitting the biomedical waste monthly return for the month of January Please find enclosed the details of biomedical waste generated for the month of January 2020.

For HEALTHCARE GLOBAL ENTERPRISES LIMITED


AUTHORIZED SIGNATORY



SI No.	Date	Yellow Bags		Red Bags		Blue Mark Box		Whites		Cytotoxic Bags		Total	
		Count	Weight	Count	Weight	Count	Weight	Count	Weight	Count	Weight	Count	Weight
101	Jan 2020	11	33.34	9	49.18	4	12.31	3	0.34	5	27.17	32	122.34
202	Jan 2020	22	71.61	18	62.97	6	24.38	3	5.03	4	29.71	53	193.70
303	Jan 2020	21	83.63	19	75.86	5	23.22	3	7.01	7	41.92	55	231.64
404	Jan 2020	20	54.56	15	64.75	8	35.73	2	4.86	8	47.73	53	207.63
505	Jan 2020	7	35.05	6	36.34	0	0	2	7.85	6	39.12	21	118.36
606	Jan 2020	16	52.50	16	61.28	1	2.02	6	19.17	7	34.58	46	169.55
707	Jan 2020	14	51.76	16	52.21	7	25.97	4	2.80	3	14.06	44	146.80
808	Jan 2020	13	59.41	10	50.08	6	33.51	4	15.99	3	11.34	36	170.33
909	Jan 2020	21	61.11	15	57.95	6	24.83	5	7.40	6	24.56	53	175.85
1010	Jan 2020	2	8.77	4	16.91	0	0	2	13.93	2	16.64	10	56.25
1111	Jan 2020	9	21.77	6	23.69	5	23.15	0	0	1	4.31	21	72.92
1212	Jan 2020	3	17.14	4	22.15	5	25.22	0	0	3	10.98	15	75.49
1313	Jan 2020	11	40.20	10	43.94	4	20.89	10	16.61	5	17.58	40	139.22
1414	Jan 2020	12	46	12	53.78	2	8.83	6	22.37	3	17.13	35	148.11
1515	Jan 2020	13	50.65	9	53.55	0	0	3	15.52	4	25.29	29	145.01
1616	Jan 2020	3	11.62	5	25.98	0	0	5	32.52	3	14.23	16	84.35
1717	Jan 2020	16	47.66	17	59.35	7	43.39	2	4.33	5	23.39	47	178.12
1818	Jan 2020	5	12.22	6	28.15	6	27.15	9	16.78	1	8.12	27	92.42
1919	Jan 2020	7	30.53	5	22.47	1	12.84	5	27.06	0	0	18	92.90
2020	Jan 2020	3	14.85	3	13.95	0	0	2	8.32	1	4.91	9	42.03
2121	Jan 2020	9	49.91	11	49.55	8	63.05	3	25.68	1	3.72	32	191.91
2222	Jan 2020	7	36.68	6	34.16	1	4.58	5	18.87	1	3.10	20	97.39
2323	Jan 2020	13	36.16	3	24.47	6	27.06	0	0	2	9.90	24	97.59
2424	Jan 2020	13	51.26	9	43.10	5	32.91	3	12.12	1	7.86	31	147.25
2525	Jan 2020	9	20.86	11	45.91	2	10.49	0	0	1	5.40	23	82.66
2626	Jan 2020	7	27.54	6	33.72	3	19.09	9	60.08	7	15.70	32	156.13
2727	Jan 2020	2	35.09	3	56.95	0	0	3	49.47	2	41.41	10	182.92
2828	Jan 2020	6	14.43	6	23.54	0	0	5	9.56	4	22.40	21	69.93
2929	Jan 2020	11	39.01	14	65.07	6	27.94	6	14.38	6	46.21	43	192.61
3030	Jan 2020	17	39.64	14	38.68	5	18.14	5	2.04	1	4.39	42	102.89
3131	Jan 2020	10	67.50	9	49.90	6	39	2	4.30	3	16	30	176.70
Total		333	1222.46	297	1339.59	115	585.7	117	424.39	106	588.86	968	4161



Handwritten signature and date: 07/02/2020



TO
The Deputy Environmental officer,
City west,
Karnataka State Pollution Control Board
Thimmaiah Road,
Rajajinagar
Bangalore

Date: 06/01/2020

Respected Sir,

Sub :Submission of Biomedical waste monthly returns for the month of December -2019

With reference to the above subject we are hereby submitting the Biomedical waste monthly return for the month of December – 2019. Please find below enclosed the details of Biomedical waste generated for the month of December -2019.

HCG Double Road													
Hospital-HCG Double Road Period: 01-12-2019 : 31-12-2019													
Sl No.	Month	Yellow Bags		Red Bags		Blue Mark Box		Whites		Cytotoxic Bags		Total	
		Count	Weight	Count	Weight	Count	Weight	Count	Weight	Count	Weight	Count	Weight
Total	December	196	261.05	149	275.26	71	283.02	25	12.8	52	141.78	493	973.91

For HEALTHCARE GLOBAL ENTERPRISES LIMITED


Asha Nageraj
Chief Operating Officer,
Health Care Global Enterprises Limited,
#44-45/2, 2nd Cross, Rajaram Mohan Roy Road, Extn.,
Double Road, Bangalore - 560027.



AUTHORIZED SIGNATORY

HealthCare Global Enterprises Ltd.

44-45/2, 2nd Cross, Raja Ram Mohan Roy Extn., (Off. Lalbagh Double Road), Bangalore - 560027
91 80 4020 6000 | info@hcgoncology.com | www.hcgoncology.com | CIN : U15200KA1998PLC023489

Ahmedabad | Baroda | Bhavnagar | Chennai | Cuttack | Delhi | Gulbarga | Hubli | Kanpur | Kenya | Mangalore | Mumbai | Mysore | Nasik | Ongole | Ranchi | Shimoga | Tarzanika | Trichy | Vijayawada | Vizag

HCG Double Road

Hospital-HCG Double Road Period: 01-12-2019 : 31-12-2019

Sl No.	Date	Yellow Bags		Red Bags		Blue Mark Box		Whites		Cytotoxic Bags		Total	
		Count	Weight	Count	Weight	Count	Weight	Count	Weight	Count	Weight	Count	Weight
1	01 Dec 2019	2	5.40	2	5.12	1	4	0	0	2	7.50	7	22.02
2	02 Dec 2019	7	10.88	4	14.50	2	9.24	1	0.38	1	1.80	15	36.80
3	03 Dec 2019	6	8.96	5	9.32	3	12.08	0	0	2	4.58	16	34.94
4	04 Dec 2019	7	12.56	5	13.38	3	23.58	2	0.68	2	3.88	19	54.08
5	05 Dec 2019	7	6.70	7	12	3	10.62	0	0	1	3.32	18	32.64
6	06 Dec 2019	3	4.98	2	5.56	2	10.82	1	0.28	0	0	8	21.64
7	07 Dec 2019	5	3	4	6.16	2	6.86	1	0.26	1	4.44	13	20.72
8	08 Dec 2019	4	3.60	6	6.68	3	7.94	0	0	0	0	13	18.22
9	09 Dec 2019	7	8.26	4	4.20	2	6.52	0	0	0	0	13	18.98
10	10 Dec 2019	8	12.64	8	18.76	2	9.80	0	0	3	10.28	21	51.48
11	11 Dec 2019	6	6.58	4	6.10	1	6.48	0	0	1	2.16	12	21.32
12	12 Dec 2019	6	5.84	4	5.98	2	8.82	0	0	2	2.76	14	23.40
13	13 Dec 2019	8	10.56	4	9.78	5	16.76	1	0.44	5	10.12	23	47.66
14	14 Dec 2019	5	5.60	3	3.78	2	5.62	0	0	1	2.64	11	17.64
15	15 Dec 2019	3	2.92	4	5.42	3	8.38	0	0	2	3.34	12	20.06
16	16 Dec 2019	8	13.56	4	8.52	3	6.78	2	2.56	1	2.90	18	34.32
17	17 Dec 2019	8	14.60	6	11.78	3	10.24	0	0	1	2.46	18	39.08
18	18 Dec 2019	10	11.40	6	16.30	2	9.48	3	2.90	3	11.96	24	52.04
19	19 Dec 2019	8	8.94	8	14.58	3	10.02	9	3.90	4	8.56	32	46
20	20 Dec 2019	7	10.84	4	6.20	4	15.68	0	0	2	9.34	17	42.06
21	21 Dec 2019	5	8.08	5	9.90	3	10.66	0	0	2	8.92	15	37.56
22	22 Dec 2019	3	2.70	3	2.52	1	3.26	0	0	1	1.38	8	9.86
23	23 Dec 2019	11	21.96	7	13.88	0	0	0	0	2	6.96	20	42.80
24	24 Dec 2019	11	9.14	8	10.90	3	17.96	0	0	1	3.26	23	41.26
25	25 Dec 2019	2	1.18	2	1.90	1	2.40	0	0	1	1.48	6	6.96
26	26 Dec 2019	6	4.06	7	10	2	8.66	3	0.70	1	2.60	19	26.02
27	27 Dec 2019	7	7.20	4	9.86	1	4.28	0	0	2	10.74	14	32.08
28	28 Dec 2019	2	1.72	2	1.84	2	9.48	0	0	1	2.06	7	15.10
29	29 Dec 2019	3	6.51	2	5.32	2	7.78	0	0	1	1.82	8	21.43
30	30 Dec 2019	12	15.92	9	14.80	1	3.74	0	0	3	6.64	25	41.10
31	31 Dec 2019	9	14.76	6	10.22	4	15.08	2	0.70	3	3.88	24	44.64
Total		196	261.05	149	275.26	71	283.02	25	12.8	52	141.78	493	973.91


Asha Nagaraj
 Chief Operating Officer,
 Health Care Global Enterprises Limited,
 #44-45/2, 2nd Cross, Rajaram Mohan Roy Road, Extn.,
 Double Road, Bangalore - 560027.