

alc



The Specialist
in Cancer Care

adding life to years

01.02.2021

To
Environmental Officer,
City East,
Karnataka State Pollution Control Board,
Thimmaiah Road,
Rajajinagar,
Bangalore-560027

Respected Sir,

Sub: Submission of Biomedical waste monthly returns for the month of January- 2021

With reference to the above subject we are hereby submitting the biomedical waste monthly return for the month of January Please find enclosed the details of biomedical waste generated for the month of January 2021.

For HEALTHCARE GLOBAL ENTERPRISES LIMITED

Mohankumara D.S

AUTHORIZED SIGNATORY 01/02/2021

Mohankumara.D.S
AVP-Operations and Projects.

Health Care Global Enterprises Limited
HCG Towers,
#5, P. Kalinga Rao Road,
Sampangiraman Nagar,
Bangalore - 560027



HealthCare Global Enterprises Ltd

HCG Tower #5, P. Kalinga Rao Road, Sampangi Ram Nagar, Bangalore - 560027

91 80 3366 9999 | info@hcgoncology.com | www.hcgoncology.com | CIN: U15260KA1998PLC028439

Offices: Bangalore | Baroda | Bhopal | Chennai | Coimbatore | Delhi | Guwahati | Hubli | Kanpur | Kuvempu | Mysore | Mumbai | New Delhi | Pondicherry | Raipur | Secunderabad

HGG Kalinga Rao Road

Period: 01-01-2021 : 31-01-2021

Establishment Type- Bedded Hospital

Mobile-

Sl No.	Date	Yellow Bags		Red Bags		Blue Mark Box		Whites		Cytotoxic Bags		Total	
		Count	Weight	Count	Weight	Count	Weight	Count	Weight	Count	Weight	Count	Weight
1	01 Jan 2021	14	30.25	5	26.27	1	1.65	1	0.35	1	2	22	60.52
2	02 Jan 2021	15	40.73	11	36.94	4	22.09	5	5.47	2	5.76	37	110.99
3	03 Jan 2021	7	11.99	3	12.70	3	13.10	0	0	0	0	13	37.79
4	04 Jan 2021	25	54.46	10	41.45	2	10.31	1	0.31	1	5.56	39	112.09
5	05 Jan 2021	28	49.68	12	33.14	3	11.10	2	0.80	1	2.58	46	97.30
6	06 Jan 2021	21	44.99	9	41.26	3	12.39	5	20.24	1	8.58	39	127.46
7	07 Jan 2021	27	55.77	9	37.32	4	21.82	0	0	2	8.59	42	123.50
8	08 Jan 2021	26	59.05	10	42.42	9	28.17	2	5.78	4	13.76	51	149.18
9	09 Jan 2021	26	64.48	12	45.74	8	44.43	5	4.20	1	4.56	52	163.41
10	10 Jan 2021	6	12.49	3	15.64	1	1.61	0	0	0	0	10	29.74
11	11 Jan 2021	22	58.01	10	41.80	4	17.84	2	1.53	1	3.84	39	123.02
12	12 Jan 2021	24	61.88	14	50.76	3	14.07	2	2.99	3	6.90	46	136.60
13	13 Jan 2021	19	52.15	11	54.92	2	10.82	7	18.73	1	4.36	40	140.98
14	14 Jan 2021	7	26.42	3	19.51	2	9.43	0	0	0	0	12	55.36
15	15 Jan 2021	21	52.67	12	48.63	3	14.02	2	0.78	2	9.80	40	125.90
16	16 Jan 2021	23	67.94	15	52.88	4	17.34	13	28.63	2	8.64	57	175.43
17	17 Jan 2021	20	47.20	11	49.79	3	12.45	4	4.72	4	17.54	42	131.70
18	18 Jan 2021	22	63.84	13	49.99	3	15.54	4	13.06	2	8.86	44	151.29
19	19 Jan 2021	23	56.96	11	48.38	2	14.96	1	0.35	2	11.37	39	132.02
20	20 Jan 2021	22	69.53	10	41.61	7	32.87	0	0	3	11.11	42	155.12
21	21 Jan 2021	23	71.82	11	57.55	2	9.04	3	2.64	2	10.44	41	151.49
22	22 Jan 2021	21	60.31	10	48.03	3	14.36	3	2.04	2	10.93	39	135.67
23	23 Jan 2021	23	98.43	4	27.02	10	57.55	5	11.60	1	9.05	43	203.65
24	24 Jan 2021	6	12.04	3	14.18	1	5.62	0	0	0	0	10	31.84
25	25 Jan 2021	23	66.26	14	55.66	5	21.07	0	0	3	12.56	45	155.55
26	26 Jan 2021	7	20.30	4	13.76	2	2.92	0	0	0	0	13	36.98
27	27 Jan 2021	20	47.20	11	49.79	3	12.45	4	4.72	4	17.54	42	131.70
28	28 Jan 2021	22	63.84	13	49.99	3	15.54	4	13.06	2	8.86	44	151.29
29	29 Jan 2021	24	56.32	12	42.71	4	27.19	6	19.48	2	11.74	48	157.44
30	30 Jan 2021	17	39.17	12	47.68	4	17.04	10	19.14	2	11.15	45	134.18
31	31 Jan 2021	7	17.39	4	19.82	4	17.45	1	0.88	0	0	16	55.54
Total		591	1533.57	292	1217.34	112	526.24	92	181.5	51	226	1138	3684.73



01.03.2021

To
Environmental Officer,
City East,
Karnataka State Pollution Control Board,
Thimmaiah Road,
Rajajinagar,
Bangalore-560027

Respected Sir,

Sub: Submission of Biomedical waste monthly return for the month of February- 2021


With reference to the above subject we are hereby submitting the biomedical waste monthly return for the month of February 2021 please find enclosed the details of biomedical waste generated for the month of February 2021

HealthCare Global Enterprises Limited
HCG Tower 3,
#8, P. Kalinga Rao Road,
Sampangi Ram Nagar,
Bangalore - 560027.

For HEALTHCARE GLOBAL ENTERPRISES LIMITED

Mohankumara D.S
AUTHORIZED SIGNATORY

Mohankumara.D.S
AVP-Operations and Projects.



HCG Kalinga Rao Road

Period: 01-02-2021 : 28-02-2021 Establishment Type- Bedded Hospital

Mobile-

Sl No.	Date	Yellow Bags		Red Bags		Blue Mark Box		Whites		Cytotoxic Bags		Total	
		Count	Weight	Count	Weight	Count	Weight	Count	Weight	Count	Weight	Count	Weight
1	01 Feb 2021	25	59.65	13	54.90	2	22.87	5	6.53	2	7.31	47	151.26
2	02 Feb 2021	18	43.78	7	32.95	2	14.74	3	2.89	2	11.55	32	105.91
3	03 Feb 2021	14	58.09	5	32.44	2	10.87	4	0.85	1	6.70	26	108.95
4	04 Feb 2021	14	52.08	8	37.10	1	5.20	2	0.96	1	8.36	26	103.70
5	05 Feb 2021	17	49.45	7	34.49	5	19.74	2	3.22	2	9.88	33	116.78
6	06 Feb 2021	30	73.51	10	29.96	3	16.71	1	0.13	3	6.83	47	127.14
7	07 Feb 2021	23	52.91	9	29.70	3	9.20	3	1.80	8	29.71	46	123.32
8	08 Feb 2021	23	50.14	12	37.84	4	26.25	5	4.57	3	12.22	47	131.02
9	09 Feb 2021	25	67.01	14	45.88	2	15.91	2	0.70	2	6.70	45	136.20
10	10 Feb 2021	28	66.02	17	69.34	5	26.43	7	4.38	4	18.47	61	184.64
11	11 Feb 2021	30	73.78	21	87.60	3	17.51	0	0	3	12.96	57	191.85
12	12 Feb 2021	23	59.28	9	34.46	5	15.07	6	3.05	2	5.92	45	117.78
13	13 Feb 2021	24	59.32	9	41.92	6	34.60	2	0.71	1	2.57	42	139.12
14	14 Feb 2021	1	2.48	3	12.74	1	2.66	0	0	0	0	5	17.88
15	15 Feb 2021	20	49.75	11	38.23	4	16.08	3	0.92	1	4.18	39	109.16
16	16 Feb 2021	31	86.13	21	65.37	2	14.26	2	5.28	3	7.49	59	178.53
17	17 Feb 2021	26	67.29	18	64.09	3	22.72	6	15.28	4	20.74	57	190.12
18	18 Feb 2021	29	68.19	20	76.73	3	15.61	7	17.20	8	33.41	67	211.14
19	19 Feb 2021	24	68.51	16	63.64	4	22.99	4	3.71	4	22.15	52	181.00
20	20 Feb 2021	30	79.17	22	72.87	6	31.53	5	8.77	6	16.60	69	208.94
21	21 Feb 2021	14	41.62	9	31.60	5	19.25	0	0	1	2.82	29	95.29
22	22 Feb 2021	34	112.57	20	89.48	1	3.54	5	9.76	5	17.65	65	233.00
23	23 Feb 2021	35	78.55	18	67.94	5	28.52	6	6.37	3	16.45	67	197.83
24	24 Feb 2021	32	80.23	18	62.11	5	24.79	7	14.86	1	4.34	63	186.33
25	25 Feb 2021	20	56.19	13	63.55	4	27.37	5	11.66	2	8.49	44	167.26
26	26 Feb 2021	24	53.43	18	64.58	4	14	9	16.53	5	26.64	60	175.18
27	27 Feb 2021	21	45.52	16	65.01	6	44.42	5	8.67	3	14.55	51	178.17
28	28 Feb 2021	5	13.34	4	14.07	1	2.77	0	0	0	0	10	30.18
Total		640	1667.99	368	1420.59	97	525.61	106	148.8	80	334.69	1291	4097.68



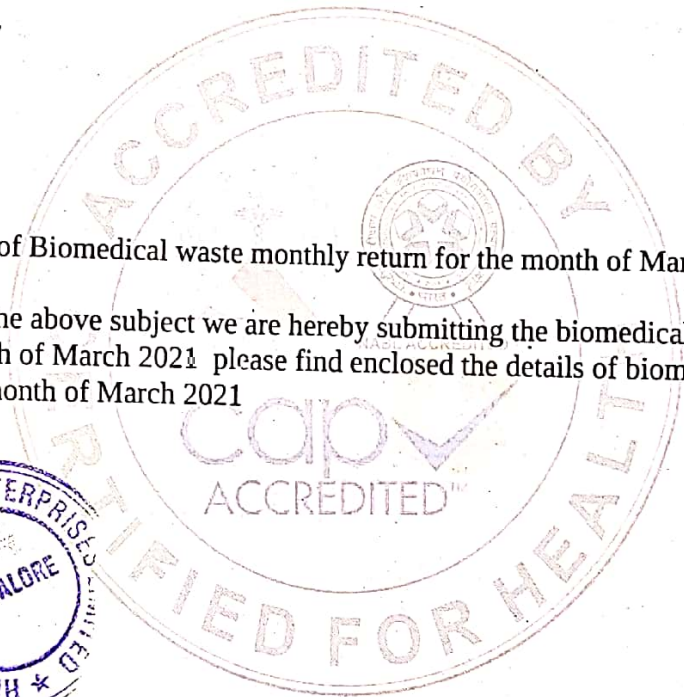
01.04.2021

To
Environmental Officer,
City East,
Karnataka State Pollution Control Board,
Thimmaiah Road,
Rajajinagar,
Bangalore-560027

Respected Sir,

Sub: Submission of Biomedical waste monthly return for the month of March- 2021

With reference to the above subject we are hereby submitting the biomedical waste monthly return for the month of March 2021 please find enclosed the details of biomedical waste generated for the month of March 2021



For HEALTHCARE GLOBAL ENTERPRISES LIMITED

Shankar Kumar D S

AUTHORIZED SIGNATORY



HealthCare Global Enterprises Ltd.

HCG Tower # 8, P. Kalinga Rao Road, Sampangi Ram Nagar, Bangalore - 560 027

91 80 4020 6000 info@hcgoncology.com | www.hcgoncology.com | CIN : U15200KA1998PLC023489

Ahmedabad | Bangalore | Baroda | Bhavnagar | Chennai | Cuttak | Delhi | Gulbarga | Hubli | Kanpur | Kenya | Mangalore | Mumbai | Mysore | Nasik | Ongole | Ranchi | Shimoga | Tanzania | Trichy | Vijayawada | Vizag

HCG Kalinga Rao Road

Period: 01-03-2021 : 31-03-2021 Establishment Type- Bedded Hospital

Mobile-

Sl No.	Date	Yellow Bags		Red Bags		Blue Mark Box		Whites		Cytotoxic Bags		Total	
		Count	Weight	Count	Weight	Count	Weight	Count	Weight	Count	Weight	Count	Weight
1	01 Mar 2021	9	22.12	8	26.81	0	0	6	10.62	2	4.08	25	63.63
2	02 Mar 2021	14	33.93	14	57.18	8	30.19	6	7.55	8	25.35	50	154.20
3	03 Mar 2021	17	39.42	14	55.91	6	22.52	0	0	6	21.95	43	139.80
4	04 Mar 2021	24	47.93	21	83.32	7	32.49	13	8.40	1	2.70	66	174.84
5	05 Mar 2021	23	53.11	14	39.45	9	26.72	2	0.57	7	25.22	55	145.07
6	06 Mar 2021	23	56.93	15	54.48	5	21.37	9	9.83	6	19.44	58	162.05
7	07 Mar 2021	6	9.98	3	7.26	3	6.52	0	0	0	0	12	23.76
8	08 Mar 2021	23	62.69	8	42.81	3	24.94	1	0.44	3	10.37	38	141.25
9	09 Mar 2021	32	78.06	17	63.67	5	27.27	1	2.43	5	20.55	60	191.98
10	10 Mar 2021	21	50.17	14	63.42	5	24.25	5	3.14	6	19.61	51	160.59
11	11 Mar 2021	6	23.80	5	32.71	3	11.63	1	6.39	1	2.72	16	77.25
12	12 Mar 2021	3	6.39	3	7.61	0	0	0	0	0	0	6	14
13	13 Mar 2021	18	50.58	12	61.88	2	24.92	3	10.81	4	23.78	39	171.97
14	14 Mar 2021	12	27.62	9	24.84	3	13.91	0	0	5	17.30	29	83.67
15	15 Mar 2021	14	34.88	12	56.40	4	14.47	4	7.71	3	8.61	37	122.07
16	16 Mar 2021	34	76.31	13	63.47	7	30.39	0	0	4	23.08	58	193.25
17	17 Mar 2021	16	43.79	12	54.45	5	25.94	7	5.40	1	5.93	41	135.51
18	18 Mar 2021	38	96.81	19	66.29	4	18.71	0	0	2	9.15	63	190.96
19	19 Mar 2021	29	74.96	17	60.01	5	21.17	3	1.67	4	17.41	58	175.22
20	20 Mar 2021	25	76.53	7	38.81	10	31.43	1	0.78	3	9.75	46	157.30
21	21 Mar 2021	18	48.76	13	51.12	4	18	3	4.35	3	19.20	41	141.43
22	22 Mar 2021	24	55.97	15	60.95	4	21.26	10	25.36	6	19.72	59	183.26
23	23 Mar 2021	22	57.12	17	69.80	7	28.13	11	8.93	7	26.66	64	190.64
24	24 Mar 2021	28	74.79	14	68.99	8	33.89	1	1.76	2	9.70	53	189.13
25	25 Mar 2021	27	57.95	15	59.69	6	28.24	3	4.45	6	25.43	57	175.76
26	26 Mar 2021	27	78.30	24	99.81	6	37.62	7	3.86	2	16.23	66	235.82
27	27 Mar 2021	24	69.60	19	85.11	5	24.37	7	16.28	1	5.98	56	201.34
28	28 Mar 2021	13	31.96	11	40.57	2	8.74	5	7.93	2	6.48	33	95.68
29	29 Mar 2021	30	77.28	13	60.62	4	22.99	7	9.65	1	5.65	55	176.19
30	30 Mar 2021	14	47.33	11	56.57	3	16.50	2	0	5	23.65	35	144.05
31	31 Mar 2021	19	62.05	11	68.79	4	22.88	9	21.43	3	14.87	46	190.02
Total		633	1627.12	400	1682.8	147	671.46	127	179.74	109	440.57	1416	4601.69

all
 12/04/21
 13/04/21

05.05.2021

To
Environmental Officer,
City East,
Karnataka State Pollution Control Board,
Thimmaiah Road,
Rajajinagar,
Bangalore-560027

Respected Sir,

Sub: Submission of Biomedical waste monthly return for the month of April- 2021

With reference to the above subject we are hereby submitting the biomedical waste monthly return for the month of April 2021 please find enclosed the details of biomedical waste generated for the month of April 2021

For HEALTHCARE GLOBAL ENTERPRISES LIMITED

Manjunath H S
AUTHORIZED SIGNATORY 05/05/2021



Manjunath H S
10/5/21
೨೮೮



HCG Kalinga Rao Road													
Period: 01-04-2021 : 30-04-2021 Establishment Type- Bedded Hospital Mobile-													
Sl No.	Date	Yellow Bags		Red Bags		Blue Mark Box		Whites		Cytotoxic Bags		Total	
		Count	Weight	Count	Weight	Count	Weight	Count	Weight	Count	Weight	Count	Weight
1	01 Apr 2021	30	92.27	20	81.58	5	21.54	6	14.02	2	5.62	63	215.03
2	02 Apr 2021	28	77.59	17	64.91	5	21.80	10	11.28	2	8.79	62	184.37
3	03 Apr 2021	27	74.60	13	79.27	5	32.16	3	2.05	5	18.54	53	206.62
4	04 Apr 2021	10	24.04	5	22.68	1	9.64	0	0	1	1.25	17	57.61
5	05 Apr 2021	17	47.58	8	33.25	5	18.18	5	4.16	1	6.92	36	110.09
6	06 Apr 2021	30	93.31	12	67.44	7	33.20	13	19.16	3	10.41	65	223.52
7	07 Apr 2021	19	48.97	11	61.98	5	26.76	1	0.83	7	32.91	43	171.45
8	08 Apr 2021	25	61.84	14	57.32	3	16.76	4	14.48	6	33.38	52	183.78
9	09 Apr 2021	2	6.32	1	4.11	0	0	3	9.47	1	6.87	7	26.77
10	10 Apr 2021	19	48.66	10	46.15	6	29.02	3	4.40	2	10.61	40	138.84
11	11 Apr 2021	2	4.58	2	2.44	0	0	0	0	0	0	4	7.02
12	12 Apr 2021	20	46.61	11	55.21	0	0	9	26.97	1	7.55	41	136.34
13	13 Apr 2021	8	29.94	9	33.81	0	0	2	10	3	22.68	22	96.43
14	14 Apr 2021	14	33.12	10	39.56	0	0	5	11.64	2	11.58	31	95.89
15	15 Apr 2021	21	63.35	12	49.32	3	9.15	6	29.26	1	3.31	43	154.39
16	16 Apr 2021	23	63.15	10	51.10	3	11.51	5	9.11	2	12.85	43	147.72
17	17 Apr 2021	23	66.06	8	42.30	4	22.34	5	6.14	2	8.58	42	145.42
18	18 Apr 2021	9	22.25	9	39.43	1	6.79	4	12.84	0	0	23	81.31
19	19 Apr 2021	29	98.22	17	66.07	5	18.58	2	0.55	5	12.29	58	195.71
20	20 Apr 2021	24	53.67	16	58.21	4	30.78	2	0	6	13.91	52	156.57
21	21 Apr 2021	22	69.88	19	74.11	5	24.50	3	2.51	2	7.17	51	178.17
22	22 Apr 2021	22	65.17	14	75.35	6	34.68	8	6.12	1	3.78	51	185.10
23	23 Apr 2021	21	67.25	15	55.18	6	20.24	3	2.36	6	19.03	51	164.06
24	24 Apr 2021	29	98.22	17	66.07	5	18.58	2	0.55	5	12.29	58	195.71
25	25 Apr 2021	11	21.22	5	20.17	0	0	0	0	5	20.31	21	61.70
26	26 Apr 2021	19	47.29	3	15.93	2	11.82	12	7.88	2	12.95	38	95.87
27	27 Apr 2021	17	42.78	11	37.45	4	13.39	1	4.87	1	5.28	34	103.78
28	28 Apr 2021	16	49.20	8	45.25	3	14.16	6	9.22	2	11.28	35	129.11
29	29 Apr 2021	2	10.45	2	8.38	0	0	0	0	0	0	4	18.83
30	30 Apr 2021	14	30.71	18	51.59	5	29.69	0	0	4	15.71	41	127.70
Total		553	1558.38	327	1405.62	98	475.27	123	219.87	80	335.85	1181	3994.91

HCG Kalinga Rao Road

Period: 01-04-2021 : 30-04-2021 Establishment Type- Bedded Hospital · Mobile-

Sl No.	Date	Covid Red		Covid Blue		Covid-Yellow		Covid White		Total	
		Count	Weight	Count	Weight	Count	Weight	Count	Weight	Count	Weight
1	01 Apr 2021	1	2.01	2	2.50	4	10.50	0	0	7	15.01
2	02 Apr 2021	2	3.53	0	0	7	20.13	0	0	9	23.66
3	03 Apr 2021	8	22.29	2	6.89	6	20.37	0	0	16	49.55
4	04 Apr 2021	5	22	0	0	4	10.50	0	0	9	32.50
5	05 Apr 2021	3	15.20	0	0	8	20.13	0	0	11	35.33
6	06 Apr 2021	5	20.20	3	5.89	6	11.37	0	0	14	37.46
7	07 Apr 2021	4	5	1	2.30	4	11.50	0	0	9	18.80
8	08 Apr 2021	3	5.80	0	0	7	20.13	0	0	10	25.93
9	09 Apr 2021	2	3.20	4	8.90	6	11.37	0	0	12	23.47
10	10 Apr 2021	2	3	0	0	5	10.50	0	0	7	13.50
11	11 Apr 2021	3	4	0	0	7	20.13	0	0	10	24.13
12	12 Apr 2021	2	2.50	1	2.89	6	11.37	0	0	9	16.76
13	13 Apr 2021	1	3.10	0	0	4	12.50	0	0	5	15.60
14	14 Apr 2021	1	2.01	2	4.30	5	10.50	0	0	8	16.81
15	15 Apr 2021	2	3.53	0	0	7	20.13	0	0	9	23.66
16	16 Apr 2021	8	22.29	2	6.89	6	11.37	0	0	16	40.55
17	17 Apr 2021	2	3.53	0	0	5	14.50	0	0	7	18.03
18	18 Apr 2021	8	22.29	2	6.89	7	20.13	0	0	17	49.31
19	19 Apr 2021	5	22	0	0	6	11.37	0	0	11	33.37
20	20 Apr 2021	3	15.20	0	0	4	10.50	0	0	7	25.70
21	21 Apr 2021	1	2.01	0	0	4	10.50	0	0	5	12.51
22	22 Apr 2021	2	3.53	0	0	7	20.13	0	0	9	23.66
23	23 Apr 2021	8	22.29	2	6.89	6	11.37	0	0	16	40.55
24	24 Apr 2021	7	20.33	1	5.86	7	13.44	0	0	15	39.63
25	25 Apr 2021	5	18.95	2	8.63	5	13.45	0	0	12	41.03
26	26 Apr 2021	5	20.32	0	0	6	18.09	0	0	11	38.41
27	27 Apr 2021	3	9.99	1	5.56	9	25.75	0	0	13	41.30
28	28 Apr 2021	6	23.06	1	4.96	10	34.39	0	0	17	62.41
29	29 Apr 2021	4	19.33	0	0	7	24.72	0	0	11	44.05
30	30 Apr 2021	5	22.49	1	2.70	8	25.18	0	0	14	50.37
Total		116	364.98	27	82.05	183	486.02	0	0	326	933.05




01.06.2021

To
Environmental Officer,
City East,
Karnataka State Pollution Control Board,
Thimmaiah Road,
Rajajinagar,
Bangalore-560027

Respected Sir,

Sub: Submission of Biomedical waste monthly return for the month of May- 2021

With reference to the above subject we are hereby submitting the biomedical waste monthly return for the month of May 2021 please find enclosed the details of biomedical waste generated for the month of May 2021



For HEALTHCARE GLOBAL ENTERPRISES LIMITED

Modern Menu 1D 2

AUTHORIZED SIGNATORY 01/06/2021

Health Care Global Enterprises Limited
HCG Towers,
#8, P. Kalinga Rao Road,
SampangiramaNagar,
Bangalore - 560027.



HealthCare Global Enterprises Ltd.

HCG Tower # 8, P. Kalinga Rao Road, Sampangi Ram Nagar, Bangalore - 560 027

Contact: Unit - +91 63588 88801 | Central - +91 74064 99999 | info@hcgoncology.com | CIN: U15200KA1998PLC023489

Reach us at : feedback.hcgblrkr@hcgel.com for Feedback & enquiries.hcgblrkr@hcgel.com for Enquiries.

Ahmedabad | Bangalore | Baroda | Bhavnagar | Chennai | Cuttack | Delhi | Gulbarga | Hubli | Kanpur | Kenya | Mangalore | Mumbai | Mysore | Nasik | Ongole | Ranchi | Shimoga | Tanzania | Trichy | Vijayawada | Vizag

HCG Kalinga Rao Road
 Period: 01-05-2021 : 31-05-2021 Establishment Type- Bedded Hospital Mobile-

Sl No.	Date	Yellow Bags		Red Bags		Blue Mark Box		Whites		Cytotoxic Bags		Total	
		Count	Weight	Count	Weight	Count	Weight	Count	Weight	Count	Weight	Count	Weight
101	May 2021	5	14.79	4	15.30	4	20.94	1	1.32	1	7.88	15	60.23
202	May 2021	22	74.67	14	51.42	5	15.69	2	1.75	4	26.40	47	169.93
303	May 2021	2	5.48	0	0	1	3.30	0	0	0	0	3	8.78
404	May 2021	13	38.08	6	22.68	2	13.95	3	1.66	0	0	24	76.37
505	May 2021	17	68.96	9	39.28	5	20.22	3	3	2	8.28	36	139.74
606	May 2021	18	42.98	8	42.36	3	11.52	1	0.46	0	0	30	97.32
707	May 2021	2	12.13	3	8.54	2	7.47	0	0	0	0	7	28.14
808	May 2021	14	38.73	11	44.72	5	24.47	3	2.46	2	9.39	35	119.77
909	May 2021	2	9.05	2	7.98	3	10.24	0	0	0	0	7	27.27
1010	May 2021	18	44.30	11	41.63	8	33.81	5	2.88	2	11.33	44	133.95
1111	May 2021	5	22.07	3	7.96	4	25.52	1	1.42	3	9.07	16	66.04
1212	May 2021	23	60.97	7	41.74	2	15.27	0	0	1	10.71	33	128.69
1313	May 2021	16	48.03	10	43.77	4	18.68	2	6.60	2	6.32	34	123.40
1414	May 2021	17	52.73	12	49.96	5	20.84	0	0	1	5.43	35	128.96
1515	May 2021	18	53.91	13	58.38	4	25.82	2	0.66	2	7.49	39	146.26
1616	May 2021	6	10.42	2	11.82	2	11.38	1	0.49	1	9.24	12	43.35
1717	May 2021	21	62.34	9	36.70	4	18.38	4	8.96	2	9.53	40	135.91
1818	May 2021	22	74.67	14	51.42	5	15.69	2	1.75	4	26.40	47	169.93
1919	May 2021	27	65.98	14	72.96	6	25.11	1	0.45	3	11.20	51	175.70
2020	May 2021	27	75.52	12	49.05	6	32.45	4	2.78	2	6.84	51	166.64
2121	May 2021	14	38.73	11	44.72	5	24.47	3	2.46	2	9.39	35	119.77
2222	May 2021	12	31.30	8	41.82	4	23.89	1	0.80	3	19.57	28	117.38
2323	May 2021	4	10.90	1	2.87	0	0	0	0	1	2.35	6	16.12
2424	May 2021	19	44.47	8	31.70	4	17.31	3	1.40	2	6.81	36	101.69
2525	May 2021	22	66.60	11	44.30	5	24.34	0	0	3	12.90	41	148.14
2626	May 2021	18	43.95	11	41.18	6	24.41	2	2.36	2	8.07	39	119.97
2727	May 2021	26	84.53	9	40.19	4	18.38	0	0	3	12.74	42	155.84
2828	May 2021	24	65.49	10	43.85	5	23.36	2	0.93	3	13.88	44	147.51
2929	May 2021	18	44.30	11	41.63	8	33.81	5	2.88	2	11.33	44	133.95
3030	May 2021	8	22.07	3	7.96	3	25.52	1	1.42	2	9.07	17	66.04
3131	May 2021	23	82.06	8	31.26	5	23.56	0	0	1	2.73	37	139.61
Total		483	1410.21	255	1069.15	129	609.8	52	48.89	56	274.35	975	3412.4

Mahesh Kumar 125

HCG Kalinga Rao Road

Period: 01-05-2021 : 31-05-2021 Establishment Type- Bedded Hospital Mobile-

Sl No.	Date	Covid Red		Covid Blue		Covid-Yellow		Covid White		Total	
		Count	Weight	Count	Weight	Count	Weight	Count	Weight	Count	Weight
1	01 May 2021	4	20.35	0	0	10	17.92	0	0	14	38.27
2	02 May 2021	7	36.48	5	23.13	14	57.78	0	0	26	117.39
3	03 May 2021	2	10.26	0	0	6	12.94	0	0	8	23.20
4	04 May 2021	5	35.91	2	9.46	9	25.51	0	0	16	70.88
5	05 May 2021	4	19.30	1	5.22	10	39.93	0	0	15	64.45
6	06 May 2021	3	10.28	1	4.66	6	18.65	0	0	10	33.59
7	07 May 2021	7	23.48	1	2.88	8	35.03	0	0	16	61.39
8	08 May 2021	2	8.75	0	0	7	20.10	0	0	9	28.85
9	09 May 2021	3	14.86	2	10.98	8	39.58	0	0	13	65.42
10	10 May 2021	3	24.76	0	0	6	25.17	0	0	9	49.93
11	11 May 2021	3	17.42	1	4.26	5	18.60	6	6.35	15	46.63
12	12 May 2021	3	15.06	0	0	6	28.61	0	0	9	43.67
13	13 May 2021	5	16.71	0	0	10	30.10	0	0	15	46.81
14	14 May 2021	5	22.18	2	7.86	7	23.26	0	0	14	53.30
15	15 May 2021	4	15.45	2	11.60	8	28.59	0	0	14	55.64
16	16 May 2021	2	7.83	1	4.34	6	13.04	1	2.11	10	27.32
17	17 May 2021	7	26.34	1	6.41	10	31.90	0	0	18	64.65
18	18 May 2021	4	19.49	2	9.27	8	22.33	0	0	14	51.09
19	19 May 2021	4	20.44	1	5.29	9	34.61	0	0	14	60.34
20	20 May 2021	5	19.89	3	11.58	11	32.47	0	0	19	63.94
21	21 May 2021	4	15.53	3	12.76	10	30.64	0	0	17	58.93
22	22 May 2021	3	5.66	0	0	5	17.49	0	0	8	23.15
23	23 May 2021	5	23.69	1	3.30	7	22.79	0	0	13	49.78
24	24 May 2021	7	27.97	1	4.59	12	37.84	0	0	20	70.40
25	25 May 2021	5	19.43	1	5.14	11	26.95	0	0	17	51.52
26	26 May 2021	3	13.80	1	4.37	7	24.56	0	0	11	42.73
27	27 May 2021	3	14.30	3	14.87	9	39.71	1	0.35	16	69.23
28	28 May 2021	4	14.33	1	3.91	6	23.95	12	18.04	23	60.23
29	29 May 2021	4	15.55	2	5.32	9	35.96	3	6.94	18	63.77
30	30 May 2021	4	19.53	1	5.45	7	26.50	0	0	12	51.48
31	31 May 2021	3	18.27	1	2.03	8	29.55	0	0	12	49.85
Total		127	573.3	40	178.68	255	872.06	23	33.79	445	1657.84

Alaksh Kumar PDS



The Specialist
in Cancer Care

adding life to years

01.07.2021

To
Environmental Officer,
City East,
Karnataka State Pollution Control Board,
Thimmaiah Road,
Rajajinagar,
Bangalore-560027

Respected Sir,

Sub: Submission of Biomedical waste monthly returns for the month of June- 2021

With reference to the above subject, we are hereby submitting the biomedical waste monthly return for the month of June Please find enclosed the details of biomedical waste generated for the month of June 2021.

For HEALTHCARE GLOBAL ENTERPRISES LIMITED

M. K. Venkatesh D S
AUTHORIZED SIGNATORY

Health Care Global Enterprises Limited
HCG Towers,
#8, P. Kalinga Rao Road,
Sampangirama Nagar,
Bangalore - 560027.



HealthCare Global Enterprises Ltd.
HCG Tower #8, P. Kalinga Rao Road, Sampangi Rama Nagar, Bangalore - 560 027.
Contact Unit: +91 63538 8880 | Central: +91 7406 99999 | info@hcgorglobal.com | CIN: U15200KA1998PL0026489
Reach us at: feedback.hcgblr@hcgel.com or feedback&enquiries.hcgblr@hcgel.com for Enquiries.
11th Floor, HCG Tower, Sampangi Rama Nagar, Bangalore - 560027. Karnataka State Pollution Control Board, Vijaya Vittala Square

HCG Kalinga Rao Road

Period: 01-06-2021 : 30-06-2021

Establishment Type- Bedded Hospital

Mobile-

Sl No.	Date	Yellow Bags		Red Bags		Blue Mark Box		Whites		Cytotoxic Bags		Total	
		Count	Weight	Count	Weight	Count	Weight	Count	Weight	Count	Weight	Count	Weight
1	01 Jun 2021	19	49.66	10	38.53	2	12.64	0	0	6	25.95	37	126.78
2	02 Jun 2021	26	57.57	13	48.96	6	29.76	3	1.75	3	13.13	51	151.17
3	03 Jun 2021	21	59.01	8	44.09	6	36.23	0	0	3	16.61	38	155.94
4	04 Jun 2021	20	45.99	13	55.54	4	23.33	2	5.41	1	5.90	40	136.17
5	05 Jun 2021	28	80.06	13	55.31	8	47.58	4	3.59	3	19.54	56	206.08
6	06 Jun 2021	8	23.12	9	32.95	7	22.18	1	0.37	4	23.73	29	102.35
7	07 Jun 2021	24	61.01	12	50.22	2	14.72	8	6.69	2	9.03	48	141.67
8	08 Jun 2021	24	78.09	15	58.64	8	37.42	4	5.20	2	5.86	53	185.21
9	09 Jun 2021	18	67.34	12	60.42	5	21.21	3	13.04	3	14.13	41	176.14
10	10 Jun 2021	28	75.00	15	66.60	6	38.01	2	2.23	5	21.42	56	203.26
11	11 Jun 2021	22	68.34	12	62.59	4	26.52	3	14.37	2	7.62	43	179.44
12	12 Jun 2021	22	66.75	6	38.28	6	32.17	5	6.12	3	12.24	42	155.56
13	13 Jun 2021	5	19	3	14.18	2	10.22	2	1.79	1	7.98	13	53.17
14	14 Jun 2021	15	50.60	10	49.67	4	26.54	0	0	2	19.07	31	145.88
15	15 Jun 2021	26	103.78	13	69.42	6	31.31	5	13.92	2	10.68	52	229.11
16	16 Jun 2021	23	85.79	11	53.52	3	9.16	1	6.98	2	16.13	40	171.58
17	17 Jun 2021	18	58.52	13	65.05	5	25.86	7	13.16	3	19.94	46	182.53
18	18 Jun 2021	28	74.05	15	74.14	4	25.77	4	14.92	2	15.69	53	204.57
19	19 Jun 2021	28	85.58	15	81.57	5	26.88	9	13.23	3	15.82	60	223.08
20	20 Jun 2021	5	9.58	4	21.18	0	0	0	0	1	8.03	10	38.79
21	21 Jun 2021	25	66.20	18	78.63	4	13.88	11	25.02	2	17.13	60	200.86
22	22 Jun 2021	31	76.41	13	60.86	5	26.44	4	8.03	2	10.76	55	182.50
23	23 Jun 2021	25	77.93	12	57.25	3	12.50	9	18.61	3	15.32	52	181.61
24	24 Jun 2021	30	97.23	20	101.80	12	54.95	15	6.14	3	10.50	80	270.62
25	25 Jun 2021	24	111.93	14	65.09	0	0	6	35.92	1	2.69	45	215.63
26	26 Jun 2021	21	49.12	10	32.02	0	0	3	23.51	2	9.99	36	114.64
27	27 Jun 2021	3	6.99	4	15.64	0	0	0	0	1	7.41	8	30.04
28	28 Jun 2021	21	63.82	11	54.30	7	28.72	2	3.98	2	9.61	43	160.43
29	29 Jun 2021	21	64.14	12	60.08	6	33.56	1	1.17	4	13.44	44	172.39
30	30 Jun 2021	20	56.25	14	62.15	5	27.55	8	22.09	2	4.39	49	172.43
Total		629	1888.85	350	1628.68	135	695.11	122	267.24	75	389.74	1311	4869.63

Mahmud Hussain D/S

HCG Kalinga Rao Road

Period: 01-06-2021 : 30-06-2021

Establishment Type- Bedded Hospital

Mobile-

Sl No.	Date	Covid Red		Covid Blue		Covid-Yellow		Covid White		Total	
		Count	Weight	Count	Weight	Count	Weight	Count	Weight	Count	Weight
1	01 Jun 2021	6	17.66	1	1.86	8	22.80	0	0	15	42.32
2	02 Jun 2021	6	15.35	0	0	10	25.94	1	6.71	17	48
3	03 Jun 2021	4	17.07	1	4.39	8	22.48	0	0	13	43.94
4	04 Jun 2021	4	13.81	1	2.68	8	22.85	0	0	13	39.34
5	05 Jun 2021	5	18.21	2	6.88	11	33.26	0	0	18	58.35
6	07 Jun 2021	5	27.99	0	0	9	22.01	0	0	14	50
7	08 Jun 2021	2	14.02	0	0	6	14.59	0	0	8	28.61
8	09 Jun 2021	4	16.34	0	0	9	20.84	0	0	13	37.18
9	10 Jun 2021	5	20.12	0	0	6	22.06	0	0	11	42.18
10	11 Jun 2021	6	23.46	0	0	4	11.79	0	0	10	35.25
11	12 Jun 2021	1	0.71	0	0	3	7.96	0	0	4	8.67
12	13 Jun 2021	2	5.39	0	0	2	5.63	0	0	4	11.02
13	14 Jun 2021	3	11.38	1	1.21	2	5.76	1	0.44	7	18.79
14	15 Jun 2021	1	3.32	1	2.95	2	6.72	0	0	4	12.99
15	16 Jun 2021	2	8.79	1	3.49	3	8.44	0	0	6	20.72
16	17 Jun 2021	1	1.87	0	0	2	5.02	0	0	3	6.89
17	18 Jun 2021	1	2.16	0	0	1	1.94	0	0	2	4.10
18	19 Jun 2021	1	1.81	0	0	0	0	0	0	1	1.81
Total		59	219.46	8	23.46	94	260.09	2	7.15	163	510.16

Handwritten signature/initials



The Specialist
in Cancer Care

adding life to years

03.08.2021

To
Environmental Officer,
City East,
Karnataka State Pollution Control Board,
Thimmaiah Road,
Rajajinagar,
Bangalore-560027

Respected Sir,


Sub: Submission of Biomedical waste monthly return for the month of July- 2021

With reference to the above subject, we are hereby submitting the biomedical waste monthly return for the month of July 2021 please find enclosed the details of biomedical waste generated for the month of July 2021

For HEALTHCARE GLOBAL ENTERPRISES LIMITED

AUTHORIZED SIGNATORY

Mohankumara.D.S
AVP-Operations and Projects.



HealthCare Global Enterprises Ltd.

CG Tower #8, P. Kainga Rao Road, Sampangi Ram Nagar, Bangalore - 560 027

1-80-3366-9999 | info@hcgoncology.com | www.hcgoncology.com | CIN : U15200KA1998PLC023489

HCG Kalinga Rao Road

Period: 01-07-2021 : 31-07-2021 Establishment Type- Bedded Hospital

Mobile-

Sl No.	Date	Yellow Bags		Red Bags		Blue Mark Box		Whites		Cytotoxic Bags		Total	
		Count	Weight	Count	Weight	Count	Weight	Count	Weight	Count	Weight	Count	Weight
1	01 Jul 2021	22	66.51	15	55.46	4	22.09	4	15.13	2	6.29	47	165.48
2	02 Jul 2021	24	66.91	17	61.20	4	18.82	3	13.56	2	6.28	50	166.77
3	03 Jul 2021	16	45.24	9	45.44	5	26.36	2	0.11	2	6.50	34	123.65
4	04 Jul 2021	6	15.59	5	13.67	2	8.95	0	0	0	0	13	38.21
5	05 Jul 2021	19	82.90	11	59.19	1	11.29	5	13.60	4	24.75	40	191.73
6	06 Jul 2021	14	34.09	11	49.59	5	35.37	0	0	2	6.40	32	125.45
7	07 Jul 2021	22	55.97	13	63.65	4	29.42	6	17.31	2	7.38	47	173.73
8	08 Jul 2021	29	80.18	12	48.21	6	32.90	3	12.24	2	4.91	52	178.44
9	09 Jul 2021	20	53.11	13	58.40	5	14.16	6	34.86	1	2.42	45	162.95
10	10 Jul 2021	27	71.77	18	80.64	8	47.41	6	15.47	2	9.24	61	224.53
11	11 Jul 2021	4	20.05	3	24.29	1	7.36	1	0.41	0	0	9	52.11
12	12 Jul 2021	17	54.64	15	71.59	5	19.33	5	16.75	1	7.80	43	170.11
13	13 Jul 2021	15	49.82	15	55.85	8	39.38	19	18.47	2	4.71	59	168.23
14	14 Jul 2021	27	95.46	14	77.78	4	30.27	9	12.94	3	16.91	57	233.36
15	15 Jul 2021	28	84.84	16	74.79	9	44.88	1	1.01	1	3.39	55	208.91
16	16 Jul 2021	13	37.29	12	50.70	8	37.87	2	2.05	3	12.07	38	139.98
17	17 Jul 2021	17	57.66	13	58.45	9	46.65	12	42.03	4	18.03	55	222.82
18	18 Jul 2021	2	10.43	1	0	1	4.66	1	1.71	0	0	5	16.80
19	19 Jul 2021	23	55.92	11	49.22	3	17.67	7	23.20	0	0	44	146.01
20	20 Jul 2021	25	66.23	14	59.05	8	46.49	1	0.37	3	13.99	51	186.13
21	21 Jul 2021	19	58.97	15	71.74	4	19.92	6	25.61	1	5.30	45	181.54
22	22 Jul 2021	18	52.56	12	54.06	6	33.28	5	15.87	1	5.43	42	161.20
23	23 Jul 2021	17	46.40	8	59.28	5	21.97	4	5.34	2	7.82	36	140.81
24	24 Jul 2021	18	59.70	9	57.74	11	49.89	5	12.57	7	21.85	50	201.75
25	25 Jul 2021	5	11.47	3	10.26	2	12.88	1	1.45	0	0	11	36.06
26	26 Jul 2021	7	21.96	8	50.20	5	40.93	2	0.55	2	5.61	24	119.25
27	27 Jul 2021	23	54.60	13	54.42	5	23.70	4	3.08	1	4.13	46	139.93
28	28 Jul 2021	21	71.12	15	79.25	4	30.34	4	6.49	1	3.41	45	190.61
29	29 Jul 2021	19	62.85	13	71.25	4	28.95	3	12.90	2	6.97	41	182.92
30	30 Jul 2021	17	66.15	16	72.58	7	30.46	8	19.18	2	6.16	50	194.53
31	31 Jul 2021	14	44.74	10	56.51	8	37.59	3	8.52	3	12.66	38	160.02
Total		548	1655.13	360	1694.46	161	871.24	138	352.78	58	230.41	1265	4804.01

Manohar Kumar D S

Manohankumara.D.S
AVP-Operations and Projects.



02.09.2021

To
Environmental Officer,
City East,
Karnataka State Pollution Control Board,
Thimmaiah Road,
Rajajinagar,
Bangalore-560027

Respected Sir,

Sub: Submission of Biomedical waste monthly return for the month of August- 2021

With reference to the above subject, we are hereby submitting the biomedical waste monthly return for the month of August 2021 please find enclosed the details of biomedical waste generated for the month of August 2021

For HEALTHCARE GLOBAL ENTERPRISES LIMITED

Mohankumara D S

AUTHORIZED SIGNATORY

Mohankumara.D.S
AVP-Operations and Projects.



HealthCare Global Enterprises Ltd.

HCG Tower #8, P. Kalinga Rao Road, Sampangi Ram Nagar, Bangalore - 560 027.

91 80 3366 9999 | info@hcgoncology.com | www.hcgoncology.com | CIN : U15200KA1998PLC023489

Ahmedabad | Bangalore | Baroda | Bhavnagar | Chennai | Cuttack | Delhi | Gulbarga | Hubli | Kanpur | Kenya | Mangalore | Mumbai | Mysore | Nasik | Ongole | Ranchi | Shimoga | Tanzania | Trichy | Vijayawada | Vizag

HCG Kalinga Rao Road

Period: 01-08-2021 : 31-08-2021 Establishment Type- Bedded Hospital

Mobile-

Sl No.	Date	Yellow Bags		Red Bags		Blue Mark Box		Whites		Cytotoxic Bags		Total	
		Count	Weight	Count	Weight	Count	Weight	Count	Weight	Count	Weight	Count	Weight
1	01 Aug 2021	2	4.50	2	7.96	1	3.41	0	0	0	0	5	15.87
2	02 Aug 2021	15	37.88	11	67.02	5	24.81	5	4.51	2	5.98	38	140.20
3	03 Aug 2021	18	72.05	14	75.76	7	32.18	4	14.70	1	6.25	44	200.94
4	04 Aug 2021	22	74.34	14	58.87	4	19.67	12	26.57	2	3.42	54	182.87
5	05 Aug 2021	20	63.12	18	83.69	5	25.85	4	8.50	1	1.70	48	182.86
6	06 Aug 2021	23	72.05	16	79.30	5	24.49	2	4.34	3	9.78	49	189.96
7	07 Aug 2021	21	72.57	17	75.36	10	55.68	6	9.18	2	7.37	56	220.16
8	08 Aug 2021	4	10.15	3	12.42	2	3.98	1	1.30	0	0	10	27.85
9	09 Aug 2021	17	50.53	15	58.02	3	7.66	6	19.32	1	2.93	42	138.46
10	10 Aug 2021	13	54.82	9	52.06	8	37.34	4	2.05	1	4.57	35	150.84
11	11 Aug 2021	18	62.15	12	57.08	6	25.04	1	0.39	2	5.39	39	150.05
12	12 Aug 2021	8	23.65	10	49.09	8	25	2	9.67	3	9.67	31	117.08
13	13 Aug 2021	12	31.53	10	53.61	7	30.78	2	5.56	3	7.68	34	129.16
14	14 Aug 2021	15	58.64	10	50.66	9	38.96	3	2.89	1	4.11	38	155.26
15	15 Aug 2021	23	80.89	13	61.49	4	17.09	2	1.36	2	5.12	44	165.95
16	16 Aug 2021	21	64.07	8	61.86	10	31.36	5	4.81	1	4.35	45	166.45
17	17 Aug 2021	11	35.17	7	45.60	5	32.32	1	0.36	2	12.39	26	125.84
18	18 Aug 2021	18	77.74	9	61.46	4	23.16	4	11.06	2	11.66	37	185.08
19	19 Aug 2021	19	61.19	14	62.39	5	14.99	6	25.70	5	20.40	49	184.67
20	20 Aug 2021	10	26.75	8	33.66	4	11	4	11.19	2	8.63	28	91.23
21	21 Aug 2021	10	31.70	8	44.14	5	29.34	0	0	2	8.29	25	113.47
22	22 Aug 2021	4	11.65	2	7.23	1	4.74	2	1.95	1	4.97	10	30.54
23	23 Aug 2021	17	59.17	8	49.26	3	14.45	2	1.64	1	3.82	31	128.34
24	24 Aug 2021	16	54.36	7	42.60	1	8.19	1	0.41	1	8.25	26	113.81
25	25 Aug 2021	9	31.95	5	45.40	6	45.50	0	0	2	13.02	22	135.87
26	26 Aug 2021	14	53.76	10	59.89	6	20.02	3	8.56	3	12.51	36	154.74
27	27 Aug 2021	20	70.41	15	73.73	3	11.71	6	10.22	5	20.33	49	186.40
28	28 Aug 2021	11	41.35	7	45.11	7	39.57	10	12.70	2	6.42	37	145.15
29	29 Aug 2021	5	16.16	3	14.52	2	4.05	0	0	0	0	10	34.73
30	30 Aug 2021	23	80.89	13	61.49	4	17.09	2	1.36	2	5.12	44	165.95
31	31 Aug 2021	14	46.31	14	59.68	5	32.13	5	4.08	4	19.85	42	162.05
Total		453	1531.5	312	1610.41	155	711.5	105	204	59	234	1084	4291.83

Handwritten signature



05.10.2021

To
Environmental Officer,
City East,
Karnataka State Pollution Control Board,
Thimmalah Road,
Rajajinagar,
Bangalore-560027

Respected Sir,

Sub: Submission of Biomedical waste monthly return for the month of September- 2021

With reference to the above subject, we are hereby submitting the biomedical waste monthly return for the month of September 2021 please find enclosed the details of biomedical waste generated for the month of September 2021

For HEALTHCARE GLOBAL ENTERPRISES LIMITED

Mohankumara D S

AUTHORIZED SIGNATORY

Mohankumara.D.S
AVP-Operations and Projects.



HCG Kallinga Rao Road

Period: 01-09-2021 : 30-09-2021 Establishment Type- Bedded Hospital

Mobile-

SI No.	Date	Yellow Bags		Red Bags		Blue Mark Box		Whites		Cytotoxic Bags		Total	
		Count	Weight	Count	Weight	Count	Weight	Count	Weight	Count	Weight	Count	Weight
1	01 Sep 2021	12	69.03	15	89.63	3	10.25	2	13.74	9	46.06	41	228.71
2	02 Sep 2021	18	50.40	16	74.63	13	123.54	11	11.40	8	31.32	66	291.29
3	03 Sep 2021	3	16.77	5	24.34	1	7.69	3	3.04	1	7.82	13	59.66
4	04 Sep 2021	17	60.49	11	62.64	10	55.57	4	4.30	2	16.85	44	199.85
5	05 Sep 2021	3	8.34	3	16.65	4	13.89	0	0	0	0	10	38.88
6	06 Sep 2021	10	38.59	6	32.60	11	39.35	1	0	2	4.46	30	115
7	07 Sep 2021	18	64.37	10	68.41	4	25.35	5	22.61	2	18.54	39	199.28
8	08 Sep 2021	23	68.85	12	66.10	7	34.21	3	5.14	3	13.94	48	188.24
9	09 Sep 2021	21	72.04	10	74.84	5	21.27	4	17.49	4	19.11	44	204.75
10	10 Sep 2021	3	8.31	5	17.21	1	2.69	0	0	1	5.51	10	33.72
11	11 Sep 2021	5	40.29	5	50.47	2	20.92	1	8.66	2	22.09	15	142.43
12	12 Sep 2021	4	7.60	6	13.65	4	15.29	2	1.65	0	0	16	38.19
13	13 Sep 2021	7	36.23	9	54.05	2	23.08	5	12.39	4	16.14	27	141.89
14	14 Sep 2021	15	41.51	11	36.56	3	15	3	6.98	2	9.62	34	109.67
15	15 Sep 2021	22	69.09	15	82.13	7	23.23	3	4.44	5	20.32	52	199.21
16	16 Sep 2021	11	44.49	15	67.98	7	23.54	4	4.85	3	12.59	40	153.45
17	17 Sep 2021	18	38.26	12	48.93	5	12.34	4	8.32	3	13.53	42	121.38
18	18 Sep 2021	7	21.44	9	42.50	4	14.56	1	0.37	2	10.18	23	89.05
19	19 Sep 2021	6	18.45	5	22.35	2	13.49	0	0	2	10.46	15	64.75
20	20 Sep 2021	9	40.10	6	52.44	3	19.24	4	4.49	2	8.95	24	125.22
21	21 Sep 2021	12	69.03	15	89.63	3	10.25	2	13.74	9	46.06	41	228.71
22	22 Sep 2021	23	58.24	12	48.83	5	20.97	4	4.63	3	12.43	47	145.10
23	23 Sep 2021	13	38.47	11	45.51	6	25.09	4	3.75	3	11.50	37	124.32
24	24 Sep 2021	10	29.52	10	50.62	6	28.15	1	0.41	3	11.47	30	120.17
25	25 Sep 2021	10	35.52	11	71.71	8	43.74	1	1.41	2	9.68	32	162.06
26	26 Sep 2021	2	2.07	4	16.29	1	5.14	1	1.44	1	3.64	9	28.58
27	27 Sep 2021	11	28.88	6	24.31	4	22.23	1	0.37	1	6.65	23	82.44
28	28 Sep 2021	17	50.61	12	62.78	6	37.98	6	5.57	2	9.10	43	166.04
29	29 Sep 2021	14	34.09	9	47.53	5	25.28	5	7.84	2	10.95	35	125.69
30	30 Sep 2021	22	60.68	19	76.99	6	38.67	0	0	3	18.13	50	194.47
Total		366	1221.76	295	1532.31	148	772	85	169.03	86	427.1	980	4122.2

Mohankumara D.S

Mohankumara.D.S
AVP-Operations and Projects



The Specialist
in Cancer Care

adding life to years

02.11.2021

To
Environmental Officer,
City East,
Karnataka State Pollution Control Board,
Thimmaiah Road,
Rajajinagar,
Bangalore-560027

Respected Sir,


Sub: Submission of Biomedical waste monthly return for the month of October - 2021

With reference to the above subject, we are hereby submitting the biomedical waste monthly return for the month of October 2021 please find enclosed the details of biomedical waste generated for the month of October 2021

For HEALTHCARE GLOBAL ENTERPRISES LIMITED

AUTHORIZED SIGNATORY

Mohankumara.D.S
AVP-Operations and Projects.



HealthCare Global Enterprises Ltd.

HCG Tower #8, P. Kalinga Rao Road, Sampangi Ram Nagar, Bangalore - 560 027.

91 80 3366 9999 | info@hcgoncology.com | www.hcgoncology.com | CIN : U15200KA1998PLC023489

Ahmedabad | Bangalore | Baroda | Bhavnagar | Chennai | Cuttack | Delhi | Gulbarga | Hubli | Kanpur | Kenya | Mangalore | Mumbai | Mysore | Nasik | Ongole | Ranchi | Shimoga | Tanzania | Trichy | Vijayawada | Vizag

HCG Kalinga Rao Road													
Period: 01-10-2021 : 31-10-2021				Establishment Type- Bedded Hospital						Mobile-			
Sl No	Date	Yellow Bags		Red Bags		Blue Mark Box		Whites		Cytotoxic Bags		Total	
		Count	Weight	Count	Weight	Count	Weight	Count	Weight	Count	Weight	Count	Weight
1	01 Oct 2021	18	45.69	22	83.40	5	23.72	3	7.38	3	14.56	51	174.75
2	02 Oct 2021	5	24.01	5	29.49	6	29.49	2	3.52	1	5.08	19	91.59
3	03 Oct 2021	8	17.14	6	14.70	2	9.42	1	0.32	0	0	17	41.58
4	04 Oct 2021	15	58.25	13	55.89	5	22.57	8	18.46	2	11.48	43	166.65
5	05 Oct 2021	8	34.16	8	56.94	0	0	7	20.86	2	13.57	25	125.53
6	06 Oct 2021	8	23.35	4	33.85	7	30.22	0	0	3	14.66	22	102.08
7	07 Oct 2021	11	39.20	8	28.29	5	21.96	1	0.29	2	4.87	27	94.61
8	08 Oct 2021	10	27.37	8	43.46	4	24.73	2	1.69	2	11.37	26	108.62
9	09 Oct 2021	7	37.11	10	80.63	4	32.60	1	2.21	2	16.65	24	169.20
10	10 Oct 2021	6	10.95	4	16.31	1	13.45	2	0.58	0	0	13	41.29
11	11 Oct 2021	18	53.66	12	48.27	8	28.79	10	6.10	2	8.73	50	145.55
12	12 Oct 2021	5	18.51	4	32.01	4	20.53	3	1.85	1	7.54	17	80.44
13	13 Oct 2021	14	39.55	9	48.50	3	13.71	4	2.28	1	5.26	31	109.30
14	14 Oct 2021	11	39.21	10	56.11	5	38.86	5	8.85	2	8.79	33	151.82
15	15 Oct 2021	6	20.37	5	30.47	3	19.19	2	5.13	1	3.52	17	78.68
16	16 Oct 2021	10	23.08	11	47.70	6	27.39	3	2.73	3	14.32	33	115.22
17	17 Oct 2021	8	21.30	4	22.43	3	8.83	2	3.79	0	0	17	56.35
18	18 Oct 2021	8	24.37	4	22.32	7	35.86	7	4.71	2	10.44	28	97.70
19	19 Oct 2021	9	22.89	10	46.90	4	27.65	2	1.45	3	11.99	28	110.88
20	20 Oct 2021	15	42.74	10	48.61	5	31.89	5	4.88	3	21.23	38	149.35
21	21 Oct 2021	8	19.04	12	56.07	4	18.58	2	0.62	3	11.45	29	105.76
22	22 Oct 2021	14	33.43	9	42.88	5	26.13	2	1.60	2	10.18	32	114.22
23	23 Oct 2021	8	28.86	8	60.09	4	21.52	3	2.20	2	8.51	25	121.18
24	24 Oct 2021	7	14.08	5	15.39	1	2.50	1	1.15	0	0	14	33.12
25	25 Oct 2021	11	34.11	10	40.95	4	23.85	0	0	1	3.02	26	101.93
26	26 Oct 2021	16	34.90	10	53.98	7	39.66	1	0.70	2	15.58	36	144.82
27	27 Oct 2021	3	12.88	16	85.76	5	29.90	1	0.37	1	5.34	26	134.25
28	28 Oct 2021	15	50.74	16	65.54	6	25.02	3	4.08	1	2.70	41	148.08
29	29 Oct 2021	11	30.49	10	43.56	3	13.11	3	1.89	1	7.43	28	96.48
30	30 Oct 2021	7	20.38	6	30.62	6	20.73	1	0.25	3	17.22	23	89.20
31	31 Oct 2021	4	11.69	6	21.84	1	4.24	0	0	0	0	11	37.77
Total		304	913.51	275	1363	133	686.1	87	109.94	51	265.49	850	3338.01

Mahm Hussain



03.12.2021

To
Environmental Officer,
City East,
Karnataka State Pollution Control Board,
Thimmaiah Road,
Rajajinagar,
Bangalore-560027

Respected Sir,

Sub: Submission of Biomedical waste monthly return for the month of November - 2021

With reference to the above subject, we are hereby submitting the biomedical waste monthly return for the month of November 2021 please find enclosed the details of biomedical waste generated for the month of November 2021

Healthcare Global Enterprises Limited
HCG Tower
#8, P.Kalinga Rao Road,
Sampangiram Nagar
Bangalore - 560 027

For HEALTHCARE GLOBAL ENTERPRISES LIMITED

Mahesh Kumar
AUTHORIZED SIGNATORY



HCG Kalinga Rao Road

Period: 01-11-2021 : 30-11-2021 Establishment Type- Bedded Hospital Mobile-

Sl No.	Date	Yellow Bags		Red Bags		Blue Mark Box		Whites		Cytotoxic Bags		Total	
		Count	Weight	Count	Weight	Count	Weight	Count	Weight	Count	Weight	Count	Weight
1	01 Nov 2021	8	25.86	6	17.81	3	3.72	5	3.85	2	3.93	24	55.17
2	02 Nov 2021	14	58.69	13	50.62	5	26.70	1	1.29	2	13.16	35	150.46
3	03 Nov 2021	13	36.90	9	36.21	7	39.60	2	0.75	3	18.53	34	131.99
4	04 Nov 2021	10	27.18	10	55.52	1	3.68	1	1.42	1	4.67	23	92.47
5	05 Nov 2021	2	7.30	2	9.79	2	10.86	0	0	0	0	6	27.95
6	06 Nov 2021	16	46.01	9	46.86	6	27.88	4	4.58	2	7.77	37	133.10
7	07 Nov 2021	5	18.72	4	26.17	3	17.46	0	0	1	4.10	13	66.45
8	08 Nov 2021	16	41.49	9	39.60	7	24.45	2	2.77	1	10.18	35	118.49
9	09 Nov 2021	8	25.86	6	17.81	3	3.72	5	3.85	2	3.93	24	55.17
10	10 Nov 2021	10	30.14	7	44.68	3	15.67	1	2.06	1	5.43	22	97.98
11	11 Nov 2021	15	40.91	15	66.54	2	18	2	4.63	2	5.46	36	135.54
12	12 Nov 2021	16	58.08	10	58.02	5	35.11	2	1.48	3	17.29	36	169.98
13	13 Nov 2021	12	32.32	11	55.59	13	44.71	0	0	5	14.57	41	147.19
14	14 Nov 2021	6	16.67	3	13.43	2	10.56	0	0	0	0	11	40.66
15	15 Nov 2021	10	35.12	13	50.10	4	27.19	2	0.65	2	8.95	31	122.01
16	16 Nov 2021	7	16.04	7	35.48	2	13.85	2	2.34	1	1.68	19	69.39
17	17 Nov 2021	15	45.66	11	54.41	4	32.34	2	1.46	2	10.41	34	144.28
18	18 Nov 2021	9	70.82	8	88.37	4	37.70	0	0	2	13.78	23	210.67
19	19 Nov 2021	14	52.90	10	43.79	6	25.12	2	4.86	3	13.76	35	140.43
20	20 Nov 2021	17	47.81	12	49.73	3	31.13	5	10.94	3	15.12	40	154.73
21	21 Nov 2021	3	13.17	2	9.33	1	7.91	3	9.80	0	0	9	40.21
22	22 Nov 2021	11	29.41	8	27.74	2	15.01	2	1.81	2	6.25	25	80.22
23	23 Nov 2021	20	64.31	14	65.51	5	23.87	4	10.02	4	18.98	47	182.69
24	24 Nov 2021	13	39.95	9	42.14	5	24.89	3	4.30	4	27.49	34	138.77
25	25 Nov 2021	15	40.34	13	58.38	6	44.63	4	1.97	3	18.50	41	163.82
26	26 Nov 2021	13	40.76	9	62.97	5	26.27	3	1.98	1	4.49	31	136.47
27	27 Nov 2021	10	34.38	10	59.77	4	26.68	4	4.79	1	10.71	29	136.33
28	28 Nov 2021	6	10.34	4	19.69	1	4.85	0	0	0	0	11	34.88
29	29 Nov 2021	6	20.47	7	37.27	0	0	1	1.47	1	5.72	15	64.93
30	30 Nov 2021	8	21.38	8	38.14	5	24.40	2	0.61	2	12.47	25	97
	Total	328	1048.99	259	1281.47	119	646.97	64	83.68	56	277.33	826	3339.43

Handwritten signature



The Specialist
in Cancer Care

adding life to years

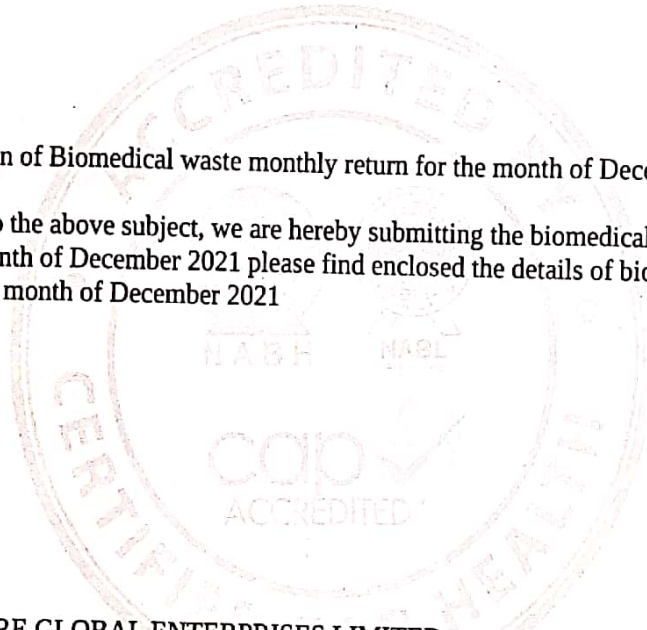
03.01.2022

To
Environmental Officer,
City East,
Karnataka State Pollution Control Board,
Thimmaiah Road,
Rajajinagar,
Bangalore-560027

Respected Sir,

Sub: Submission of Biomedical waste monthly return for the month of December - 2021

With reference to the above subject, we are hereby submitting the biomedical waste monthly return for the month of December 2021 please find enclosed the details of biomedical waste generated for the month of December 2021




For HEALTHCARE GLOBAL ENTERPRISES LIMITED

Mohankumara D.S
AUTHORIZED SIGNATORY

Health Care Global Enterprises Limited

HCG Towers,
#8, P. Kalinga Rao Road,
Sampangirama Nagar,
Bangalore - 560027.

Mohankumara.D.S
AVP-Operations and Projects.



HealthCare Global Enterprises Ltd.

HCG Tower #8, P. Kalinga Rao Road, Sampangi Ram Nagar, Bangalore - 560 027.

91 80 3366 9999 | info@hcgoncology.com | www.hcgoncology.com | CIN : U15200KA1998PLC023489

Ahmedabad | Bangalore | Baroda | Bhavnagar | Chennai | Cuttack | Delhi | Gulbarga | Hubli | Kanpur | Kenya | Mangalore | Mumbai | Mysore | Nasik | Ongole | Ranchi | Shimoga | Tanzania | Trichy | Vijayawada | Vizag

HCG Kalinga Rao Road

Period: 01-12-2021 : 31-12-2021 Establishment Type- Bedded Hospital

Mobile-

Sl No.	Date	Yellow Bags		Red Bags		Blue Mark Box		Whites		Cytotoxic Bags		Total	
		Count	Weight	Count	Weight	Count	Weight	Count	Weight	Count	Weight	Count	Weight
1	01 Dec 2021	7	19.74	11	39.28	2	17.66	6	5.06	1	7.74	27	89.48
2	02 Dec 2021	16	47.68	8	40.24	7	22.16	1	6.65	3	15.65	35	132.38
3	03 Dec 2021	9	14.91	8	34.05	3	23.20	3	2.45	3	7.27	26	81.87
4	04 Dec 2021	6	19.32	5	42.34	4	24.64	2	3.24	1	8.95	18	98.49
5	05 Dec 2021	2	7.10	2	10.25	1	1.25	0	0	0	0	5	18.60
6	06 Dec 2021	12	38.57	7	35.56	3	15.63	6	14.80	4	27.20	32	131.76
7	07 Dec 2021	14	54.64	10	62.36	9	54.39	3	5.07	2	16.31	38	192.77
8	08 Dec 2021	12	35.80	12	55.42	3	19.35	1	0.34	2	15.64	30	126.55
9	09 Dec 2021	17	49.54	11	58.69	4	31.04	1	0.38	1	9.82	34	149.47
10	10 Dec 2021	12	34.78	9	36.53	5	22.82	0	0	2	11.71	28	105.84
11	11 Dec 2021	10	33.67	6	41.24	4	26.42	14	13.18	2	15.88	36	130.39
12	12 Dec 2021	4	14.13	5	26.50	6	23.39	2	1.69	1	3.77	18	69.48
13	13 Dec 2021	13	51.95	11	67.55	3	19.10	3	1.69	1	5.24	31	145.53
14	14 Dec 2021	13	35.50	5	36.54	3	22.11	3	2.06	2	15.78	26	111.99
15	15 Dec 2021	11	46.21	11	59.70	1	11.46	1	0.34	1	13.28	25	130.99
16	16 Dec 2021	12	28.95	13	49.55	8	38.01	4	3.31	2	9.82	39	129.64
17	17 Dec 2021	11	51.53	10	64.56	4	28.46	0	0	1	11.60	26	156.15
18	18 Dec 2021	14	50.28	13	66.63	3	24	2	3.69	0	0	32	144.60
19	19 Dec 2021	4	17.16	3	11.92	2	10.27	0	0	0	0	9	39.35
20	20 Dec 2021	15	50.30	9	44.82	4	25.48	2	2.85	2	9.64	32	133.09
21	21 Dec 2021	19	82.33	13	67.78	5	22.37	3	5.07	2	14.51	42	192.06
22	22 Dec 2021	15	69.69	8	55.07	7	32.37	2	6.87	1	5.05	33	169.05
23	23 Dec 2021	16	62.78	18	80.53	2	17.93	8	12.84	4	28.20	48	202.28
24	24 Dec 2021	14	39.93	12	62.54	4	20.43	1	2.17	2	13.49	33	138.56
25	25 Dec 2021	7	33.12	6	36.02	3	29.59	2	3.74	1	3.40	19	105.87
26	26 Dec 2021	5	14.21	5	14.11	1	2.35	0	0	0	0	11	30.67
27	27 Dec 2021	11	33.29	13	53.70	2	18.67	1	1.22	2	20.25	29	127.13
28	28 Dec 2021	27	96.01	15	76.93	4	19.49	5	5.31	1	16.97	52	214.71
29	29 Dec 2021	19	65.93	11	71.46	2	14.86	3	3.06	1	12.97	36	168.28
30	30 Dec 2021	15	48.92	9	58.82	3	17.67	2	0.84	2	11.90	31	138.15
31	31 Dec 2021	6	27.56	8	36.83	1	2.18	1	2.77	2	8.55	18	77.89
Total		368	1275.52	287	1497.51	113	658.75	82	110.69	49	340.59	899	3883.07

o/c



The Specialist in Cancer Care

adding life to years

01.02.2021

To
Environmental Officer,
City East,
Karnataka State Pollution Control Board,
Thimmaiah Road,
Rajajinagar,
Bangalore-560027

Respected Sir,

Sub: Submission of Biomedical waste Annual returns for the year - 2020

With reference to the above subject we are hereby submitting the biomedical waste report from JAN-2020 TO DEC-2020 through from no.IV as by the healthcare facility. Kindly accept the same and do the needful.

For HEALTHCARE GLOBAL ENTERPRISES LIMITED

Mohankumara D S

AUTHORIZED SIGNATORY


Mohankumara.D.S
AVP-Operations and Projects.

Health Care Global Enterprises Limited

HCG Towers,
#8, P. Kalinga Rao Road,
Sampangirambinagar,
Bangalore - 560027.

Encl:-

- 1. Form No IV
- 2. MOM of the BMW Committee meeting



HealthCare Global Enterprises Ltd

CG Tower #8, P. Kalinga Rao Road, Sampangi Ram Nagar, Bangalore - 560 027

80 3366 9999 | info@hcgoncology.com | www.hcgoncology.com | CIN : U16200KA1998PL0023489

Form - IV
(See rule 13)
ANNUAL REPORT

[To be submitted to the prescribed authority on or before 30th June every year for the period from January to December of the preceding year, by the occupier of health care facility (HCF) or common bio-medical waste treatment facility (CBWTF)]

Sl. No.	Particulars		
1	Particulars of the Occupier	:	
	(i) Name of the authorized person (occupier or operator of facility)	:	Mr. Chaharangaiah Manager Houncejiany
	(ii) Name of HCF or CBMWTF	:	Health care Global Enterprises Ltd
	(iii) Address for Correspondence	:	No 8 P Kalinga Rao Road S.R Nagar Bangalore 560027
	(iv) Address of Facility	:	
	(v) Tel. No, Fax. No	:	080 40206000
	(vi) E-mail ID	:	Chahwa.rangaiah@hcel.com
	(vii) URL of Website	:	
	(viii) GPS coordinates of HCF or CBMWTF	:	
	(ix) Ownership of HCF or CBMWTF	:	(State Government or Private or Semi Govt. or any other)
	(x). Status of Authorization under the Bio-Medical Waste (Management and Handling) Rules	:	Authorisation No.: KSPCB/RSE0/BNG - CITY /BMW 121362 Valid upto: 30.9.2020
	(xi). Status of Consents under Water Act and Air Act	:	Valid upto:
2	Type of Health Care Facility	:	
	(i) Bedded Hospital	:	No. of Beds: _____
	(ii) Non-bedded hospital	:	
	Clinical Laboratory or Research Institute or Veterinary Hospital or any other)	:	
	(iii) License number and its date of expiry	:	
3	Details of CBMWTF	:	MOU WITH MARIDI
	(i) Number of health care facilities covered by CBMWTF	:	
	(ii) No. of Beds covered by CBMWTF	:	
	(iii) Installed treatment and disposal capacity of CBMWTF;	:	_____ Kg / day
	(iv) Quantity of bio medical waste treated or disposed by CBMWTF	:	_____ Kg / day
4	Quantity of waste generated or disposed in Kg per Annum (on monthly average basis)	:	Yellow Category: 16415.54 Red Category: 13664.09 White: 1500.93 Blue Category: 5691.89 General Solid Waste: 172656
5	Details of the Storage Treatment Transportation Processing and Disposal Facility	:	

facility	Capacity: Provision of on-site storage : (Cold storage or any other provision)																																																				
(ii) Disposal facilities	<table border="1"> <thead> <tr> <th>Type of treatment equipment</th> <th>No of Units</th> <th>Capacity Kg/day</th> <th>Quantity Treated or disposed in kg per annum</th> </tr> </thead> <tbody> <tr><td>Incinerators</td><td></td><td></td><td></td></tr> <tr><td>Plasma Pyrolysis</td><td></td><td></td><td></td></tr> <tr><td>Autoclaves</td><td></td><td></td><td></td></tr> <tr><td>Microwave</td><td></td><td></td><td></td></tr> <tr><td>Hydroclave</td><td></td><td></td><td></td></tr> <tr><td>Shredder</td><td></td><td></td><td></td></tr> <tr><td>Needle tip cutter or destroyer</td><td></td><td></td><td></td></tr> <tr><td>Sharps</td><td></td><td></td><td></td></tr> <tr><td>Encapsulation or concrete pit</td><td></td><td></td><td></td></tr> <tr><td>Deep burial pits</td><td></td><td></td><td></td></tr> <tr><td>Chemical disinfection:</td><td></td><td></td><td></td></tr> <tr><td>Any other treatment equipment:</td><td></td><td></td><td></td></tr> </tbody> </table>	Type of treatment equipment	No of Units	Capacity Kg/day	Quantity Treated or disposed in kg per annum	Incinerators				Plasma Pyrolysis				Autoclaves				Microwave				Hydroclave				Shredder				Needle tip cutter or destroyer				Sharps				Encapsulation or concrete pit				Deep burial pits				Chemical disinfection:				Any other treatment equipment:			
Type of treatment equipment	No of Units	Capacity Kg/day	Quantity Treated or disposed in kg per annum																																																		
Incinerators																																																					
Plasma Pyrolysis																																																					
Autoclaves																																																					
Microwave																																																					
Hydroclave																																																					
Shredder																																																					
Needle tip cutter or destroyer																																																					
Sharps																																																					
Encapsulation or concrete pit																																																					
Deep burial pits																																																					
Chemical disinfection:																																																					
Any other treatment equipment:																																																					
(iii) Quantity of recyclable wastes sold to authorized recyclers after treatment in Kg per annum	: Red Category (like plastic, glass, etc.)																																																				
(iv) No. of Vehicles used for collection and transportation of biomedical waste	: MDU with MAREDI																																																				
(v) Details of incineration ash and ETP sludge generated and disposed during the treatment of wastes in Kg per annum	<table border="1"> <thead> <tr> <th></th> <th>Quantity Generated</th> <th>Where disposed</th> </tr> </thead> <tbody> <tr><td>Incineration</td><td></td><td></td></tr> <tr><td>Ash</td><td></td><td></td></tr> <tr><td>ETP Sludge</td><td>300</td><td>RAHKEY</td></tr> </tbody> </table>		Quantity Generated	Where disposed	Incineration			Ash			ETP Sludge	300	RAHKEY																																								
	Quantity Generated	Where disposed																																																			
Incineration																																																					
Ash																																																					
ETP Sludge	300	RAHKEY																																																			
(vi) Name of the Common Bio-Medical Waste Treatment Facility Operator through which wastes are disposed of	—																																																				
(vii) List of member HCF not handed over bio-medical waste.	—																																																				
6 Do you have bio-medical waste management committee? If yes, attach minutes of the meetings held during the	—																																																				

	Details trainings conducted on BMW		
	(i) Number of trainings conducted on BMW Management		200
	(ii) Number of personnel trained		150
	(iii) Number of personnel trained at the time of induction		100
	(iv) Number of personnel not undergone any training so far		
	(v) Whether standard manual for training is available?		YES
8	Details of the accident occurred during the year		- NO -
	(i) Number of Accidents occurred		- NO -
	(ii) Number of persons affected		- NO -
	(iii) Remedial Action taken (Please attach details if any)		
	(iv) Any Fatality occurred, details		
9	Are you meeting the standards of air Pollution from the incinerator? How many times in last year could not met the standards?		- YES -
	Details of Continuous online emission monitoring systems installed		
10	Liquid waste generated and treatment methods in place. How many times you have not met the standards in a year?		ETP
11	Is the disinfection method or sterilization meeting the log 4 standards? How many times you have not met the standards in a year?		YES
12	Any other relevant information		(Air Pollution Control Devices attached with the Incinerator)

Certified that the above report is for the period from

JAN - 2020 - DEC - 2020

Mohankumara D S

Name and Signature of the Head of the Institution

Mohankumara.D.S, P. Kalanga Rao Road,
Sampangirama Nagar,
Bangalore - 560027.

Date: 01-02-2021

Place: BANGALORE

MINUTES OF BIO-MEDICAL WASTE MANAGEMENT COMMITTEE MEETING - October 2020

Date: 30.10.2020 Venue: Board Room Tower-1 - 5th Floor Time: 4:30pm to 5pm

S.No	Member Present	Designation	Remarks
1	Dr. Shobha G	Microbiologist/ HIC officer	Connected through teams
2	Mr. Vinayak	COO	Connected through teams
3	Mrs. Lakshmi A	Nursing Superintendent	Connected through teams
4	Mr. Chaluvarej	Manager - Housekeeping	
5	Ms. Zipporah Daisy	Senior Infection Control Nurse	
6	Mrs. Ashatha BL	Infection Control Nurse	

Agenda Point

S.No	Agenda Point	Discussion	Action Planned	Responsibility	Deadline	Tracking
1	Visit to Out Source unit	Visit is delayed	NEW POINTS DISCUSSED Out source visit was delayed because of lockdown due to COVID 19 Pandemic			
2	Discussion on the site visit	Report on the site visit discussed	NEW POINTS DISCUSSED Bio- Medical waste- Maridi Recommended for the following: • Recommended them to train their employees to use proper PPE. (Heavy duty gloves, mask) and regarding needle stick injury. • Recommended them to train their employees about COVID pandemic.	Maridi	Before the next visit	

Chaired by: Dr. Shobha (Microbiologist, HICO)