



TO
The Deputy Environmental officer,
City west,
Karnataka State Pollution Control Board
Thimmaiah Road,
Rajajinagar
Bangalore

Date : 05/11/2019

Respected Sir,

Sub :Submission of Biomedical waste monthly returns for the month of October-2019

With reference to the above subject we are hereby submitting the Biomedical waste monthly return for the month of October – 2019. Please find below enclosed the details of Biomedical waste generated for the month of October-2019.

Overall Waste Generation Report													
Hospital-HCG Double Road Period: 01-10-2019 : 31-10-2019													
Sl No.	Month	Yellow Bags		Red Bags		Blue Mark Box		Whites		Cytotoxic Bags		Total	
		Count	Weight	Count	Weight	Count	Weight	Count	Weight	Count	Weight	Count	Weight
Total	October	227	343.36	150	299.56	87	384.4	22	13.48	52	99.74	538	1140.54

For HEALTHCARE GLOBAL ENTERPRISES LIMITED

Asha Nagaraj
Asha Nagaraj
Chief Operating Officer,
Health Care Global Enterprises Limited,
#44-45/2, 2nd Cross, Rajaram Mohan Roy Road, Extn.,
Double Road, Bangalore - 560027.




AUTHORIZED SIGNATORY

Overall Waste Generation Report

Hospital-HCG Double Road Period: 01-10-2019 : 31-10-2019

Sl No.	Date	Yellow Bags		Red Bags		Blue Mark Box		Whites		Cytotoxic Bags		Total	
		Count	Weight	Count	Weight	Count	Weight	Count	Weight	Count	Weight	Count	Weight
1	01 Oct 2019	6	8.62	4	12.74	4	15.22	0	0	2	2.04	16	38.62
2	02 Oct 2019	3	4.14	3	13.66	3	17.74	1	1.10	2	1.28	12	37.92
3	03 Oct 2019	6	8.60	4	12.10	1	3.40	2	0.74	1	0.20	14	25.04
4	04 Oct 2019	4	4.78	4	7.54	5	22.86	0	0	2	3.58	15	38.76
5	05 Oct 2019	15	28.68	7	14.50	3	14.70	1	0.42	1	2.10	27	60.40
6	06 Oct 2019	4	8.36	3	7.04	1	9.46	0	0	1	0.94	9	25.80
7	07 Oct 2019	3	8.44	3	3.44	3	15.40	0	0	1	1.30	10	28.58
8	08 Oct 2019	3	4.34	3	6.14	1	4.96	0	0	1	2.24	8	17.68
9	09 Oct 2019	10	17.38	6	11.02	6	25.66	0	0	1	1.56	23	55.62
10	10 Oct 2019	4	5.02	3	5.76	2	8.56	1	0.52	2	4.54	12	24.40
11	11 Oct 2019	10	16.84	4	9.54	3	15.62	1	0.36	1	0.72	19	43.08
12	12 Oct 2019	9	8.52	8	11.10	4	16.84	0	0	0	0	21	36.46
13	13 Oct 2019	4	5.86	5	5.98	2	8.70	0	0	3	2.30	14	22.84
14	14 Oct 2019	10	18.24	5	11.64	2	5.66	2	1.86	2	4.36	21	41.76
15	15 Oct 2019	12	18.50	6	12.12	5	15.38	0	0	2	2.60	25	48.60
16	16 Oct 2019	6	6.86	5	12.72	3	15.32	2	0.84	2	6.90	18	42.64
17	17 Oct 2019	14	23.84	7	15.16	3	16.02	3	1.08	3	8.58	30	64.68
18	18 Oct 2019	16	27.22	6	15.58	3	10.70	1	0.36	2	8.42	28	62.28
19	19 Oct 2019	12	22.90	7	11.72	5	15.78	0	0	2	6.72	26	57.12
20	20 Oct 2019	5	10.02	4	8.62	2	11.92	0	0	2	1.56	13	32.12
21	21 Oct 2019	7	8.10	4	6.84	1	6.32	2	3.52	1	1.58	15	26.36
22	22 Oct 2019	8	11.42	7	11.62	5	21.16	0	0	1	2.06	21	46.26
23	23 Oct 2019	5	4.82	6	13.48	2	9.26	5	2.36	8	17.06	26	46.98
24	24 Oct 2019	3	5.46	3	8.60	3	17.24	0	0	1	1.14	10	32.44
25	25 Oct 2019	10	9.58	7	9.92	3	15.66	0	0	0	0	20	35.16
26	26 Oct 2019	3	1.64	3	4.84	2	8.40	0	0	2	2.44	10	17.32
27	27 Oct 2019	3	1.54	3	6	2	9.54	0	0	2	2.38	10	19.46
28	28 Oct 2019	3	1.40	3	3.40	2	6.72	0	0	0	0	8	11.52
29	29 Oct 2019	7	12.26	5	8.06	1	2.80	1	0.32	1	1.26	15	24.70
30	30 Oct 2019	12	13.20	6	7.98	3	9.34	0	0	0	0	21	30.52
31	31 Oct 2019	10	16.78	6	10.70	2	8.06	0	0	3	9.88	21	45.42
Total		227	343.36	150	299.56	87	384.4	22	13.48	52	99.74	538	1140.54


Asha Nagalakshmi
 Chief Operating Officer,
 Health Care Global Enterprises Limited,
 #44-45/2, 2nd Cross, Rajaram Mohan Roy Road, Extn.,
 Double Road, Bangalore - 560027.



TO
The Deputy Environmental officer,
City west,
Karnataka State Pollution Control Board
Thimmaiah Road,
Rajajinagar
Bangalore

Date : 11/10/2019

Respected Sir,

Sub :Submission of Biomedical waste monthly returns for the month of September-2019

With reference to the above subject we are hereby submitting the Biomedical waste monthly return for the month of September – 2019. Please find below enclosed the details of Biomedical waste generated for the month of September-2019.

Overall Waste Generation Report													
Hospital-HCG Double Road Period: 01-09-2019 : 30-09-2019													
		Yellow Bags		Red Bags		Blue Mark Box		Whites		Cytotoxic Bags		Total	
Sl No.	Month	Count	Weight	Count	Weight	Count	Weight	Count	Weight	Count	Weight	Count	Weight
Total	Sep	168	272.32	121	239.12	70	311.28	21	14.26	35	74.16	415	911.14

For HEALTHCARE GLOBAL ENTERPRISES LIMITED

Ashia Nagaraj
Ashia Nagaraj
Chief Operating Officer,
Health Care Global Enterprises Limited,
#44-45/2, 2nd Cross, Rajaram Mohan Roy Road, Extn.,
Double Road, Bangalore - 560027.
AUTHORIZED SIGNATURE



HealthCare Global Enterprises Ltd.

44-45/2, 2nd Cross, Raja Ram Mohan Roy Extn., (Off. Lalbagh Double Road), Bangalore - 560027


91 80 4020 6000 | info@hcgoncology.com | www.hcgoncology.com | CIN : U15200KA1998PLC023489

Ahmedabad | Baroda | Bhavnagar | Chennai | Cuttak | Delhi | Gulbarga | Hubli | Kanpur | Kenya | Mangalore | Mumbai | Mysore | Nasik | Ongole | Ranchi | Shimoga | Tanzania | Trichy | Vijayawada | Vizag

Overall Waste Generation Report

Hospital-HCG Double Road Period: 01-09-2019 : 30-09-2019

Sl No.	Date	Yellow Bags		Red Bags		Blue Mark Box		Whites		Cytotoxic Bags		Total	
		Count	Weight	Count	Weight	Count	Weight	Count	Weight	Count	Weight	Count	Weight
1	01 Sep 2019	3	4.36	4	6.74	2	11.66	0	0	2	3	11	25.76
2	02 Sep 2019	3	4.88	3	5.08	0	0	0	0	1	5.14	7	15.10
3	03 Sep 2019	3	4.48	3	3.86	2	8.92	2	1.58	0	0	10	18.84
4	04 Sep 2019	11	13.76	6	9.36	2	9.22	0	0	0	0	19	32.34
5	05 Sep 2019	11	19.34	5	10.98	4	14.30	0	0	1	2.26	21	46.88
6	06 Sep 2019	12	22.68	6	20.18	3	14.30	2	0.88	2	4.12	25	62.16
7	07 Sep 2019	7	12.92	3	7.58	4	16.78	4	3.96	2	3.76	20	45
8	08 Sep 2019	3	7.46	3	8.46	1	4.48	0	0	2	7.48	9	27.88
9	09 Sep 2019	3	3.74	2	4.56	1	4	1	0.34	1	1.50	8	14.14
10	10 Sep 2019	7	16.84	3	7.60	3	11.30	0	0	2	4.38	15	40.12
11	11 Sep 2019	8	18.92	4	12.58	1	5.50	0	0	2	5.94	15	42.94
12	12 Sep 2019	8	11.98	6	11.56	3	14.78	0	0	2	3.92	19	42.24
13	13 Sep 2019	3	3.66	3	5.68	2	9.86	1	0.46	1	2.34	10	22
14	14 Sep 2019	7	11.82	7	13.74	4	15.20	0	0	2	5.08	20	45.84
15	15 Sep 2019	3	5.04	3	7	1	5.06	1	0.38	1	0.72	9	18.20
16	16 Sep 2019	2	1.52	4	5.20	3	11.54	2	2.48	0	0	11	20.74
17	17 Sep 2019	7	7.08	6	6.52	4	21.42	1	0.44	0	0	18	35.46
18	18 Sep 2019	2	5.82	3	7.24	2	14.20	0	0	1	3.82	8	31.08
19	19 Sep 2019	3	5.56	3	6.86	3	11.04	4	1.62	2	5.84	15	30.92
20	20 Sep 2019	5	10.96	5	6.40	2	10.06	0	0	1	0.66	13	28.08
21	21 Sep 2019	2	2.14	3	4.80	1	5.24	0	0	2	2.66	8	14.84
22	22 Sep 2019	3	2.84	3	2.80	2	7.42	0	0	2	3.64	10	16.70
23	23 Sep 2019	8	7.98	4	3.82	1	3.70	1	0.40	0	0	14	15.90
24	24 Sep 2019	8	14.96	5	8.80	2	8.40	0	0	2	3.68	17	35.84
25	25 Sep 2019	7	7.56	4	9.26	3	13.12	0	0	2	3.06	16	33
26	26 Sep 2019	5	10.20	3	10.36	4	17.16	1	1.40	0	0	13	39.12
27	27 Sep 2019	4	7.18	3	7.42	3	13.36	0	0	1	0.56	11	28.52
28	28 Sep 2019	4	5.44	4	9.14	2	10.12	0	0	0	0	10	24.70
29	29 Sep 2019	5	5.72	4	5.48	3	13.76	1	0.32	1	0.60	14	25.88
30	30 Sep 2019	11	15.48	6	10.06	2	5.38	0	0	0	0	19	30.92
Total		168	272.32	121	239.12	70	311.28	21	14.26	35	74.16	415	911.14


Asha Nagaraj
 Chief Operating Officer,
 Health Care Global Enterprises Limited,
 #44-45/2, 2nd Cross, Rajaram Mohan Roy Road, Extn.,
 Double Road, Bangalore - 560027.



TO
The Deputy Environmental officer,
City ~~WEST~~
Karnataka State Pollution Control Board
Thimmaiah Road,
Rajajinagar
Bangalore

Date : 10/09/2019

Respected Sir,

Sub : Submission of Biomedical waste monthly returns for the month of AUGUST-2019

With reference to the above subject we are hereby submitting the Biomedical waste monthly return for the month of AUGUST - 2019. Please find below enclosed the details of Biomedical waste generated for the month of AUGUST-2019.

Overall Waste Generation Report

Hospital-HCG Double Road Period: 01-08-2019 : 31-08-2019

Sl No.	MONTH	Yellow Bags		Red Bags		Blue Mark Box		Whites		Cytotoxic Bags		Total	
		Count	Weight	Count	Weight	Count	Weight	Count	Weight	Count	Weight	Count	Weight
Total	AUGUST	192	260.72	154	270.56	72	327.68	25	19.82	45	94.36	488	973.14

For HEALTHCARE GLOBAL ENTERPRISES LIMITED

Asha Nagaraj
Asha Nagaraj
Chief Operating Officer,
Health Care Global Enterprises Limited,
#44-45/2, 2nd Cross, Rajaram Mohan Roy Road, Extn.,
Double Road, Bangalore - 560027.



AUTHORIZED SIGNATORY

HealthCare Global Enterprises Ltd.

44-45/2, 2nd Cross, Raja Ram Mohan Roy Extn., (Off. Lalbagh Double Road), Bangalore - 560027

91 80 4020 6000 | info@hcgoncology.com | www.hcgoncology.com | CIN : U15200KA1998PLC023489

Ahmedabad | Baroda | Bhavnagar | Chennai | Cuttack | Delhi | Gulbarga | Hubli | Kanpur | Kenya | Mangalore | Mumbai | Mysore | Nasik | Ongole | Ranchi | Shimoga | Tanzania | Trichy | Vijayawada | Vizag

Overall Waste Generation Report

Hospital-HCG Double Road Period: 01-08-2019 : 31-08-2019

Sl No.	Date	Yellow Bags		Red Bags		Blue Mark Box		Whites		Cytotoxic Bags		Total	
		Count	Weight	Count	Weight	Count	Weight	Count	Weight	Count	Weight	Count	Weight
1	01 Aug 2019	7	8.76	7	13.16	4	11.04	0	0	3	8.64	21	41.60
2	02 Aug 2019	7	8.26	6	12.14	3	14.22	2	0.62	1	1.80	19	37.04
3	03 Aug 2019	8	13.24	7	7.80	3	7.98	0	0	3	5.36	21	34.38
4	04 Aug 2019	3	3.80	3	6.22	3	12.32	1	0.38	0	0	10	22.72
5	05 Aug 2019	4	4.70	4	9.48	1	5.16	1	0.98	2	3.20	12	23.52
6	06 Aug 2019	7	5.08	8	9.88	3	14.22	2	1.28	2	4.72	22	35.18
7	07 Aug 2019	8	5.36	7	12.26	3	11.98	0	0	2	4.64	20	34.24
8	08 Aug 2019	8	8.66	8	9.56	4	16.28	0	0	1	1.58	21	36.08
9	09 Aug 2019	7	6.94	6	7.86	2	10.86	1	0.40	2	6.30	18	32.36
10	10 Aug 2019	3	3.86	2	2.70	2	8.52	0	0	2	2.10	9	17.18
11	11 Aug 2019	4	2.98	3	5.68	2	9.64	0	0	2	3.76	11	22.06
12	12 Aug 2019	6	7.20	4	10.56	2	6.06	1	0.50	1	2.30	14	26.62
13	13 Aug 2019	7	12.56	6	7.08	2	8.22	1	1.32	2	2.92	18	32.10
14	14 Aug 2019	9	11.90	5	9.38	2	4.64	1	0.40	0	0	17	26.32
15	15 Aug 2019	3	2.62	3	6.42	3	13.50	0	0	2	5.38	11	27.92
16	16 Aug 2019	3	3.12	3	7.12	2	6.16	1	4.26	0	0	9	20.66
17	17 Aug 2019	3	5.02	3	5.46	2	12.72	0	0	2	4.62	10	27.82
18	18 Aug 2019	3	6.34	3	6.72	2	12.84	3	1.86	2	3.10	13	30.86
19	19 Aug 2019	2	3.46	2	3.08	2	8.68	4	2.22	1	3.08	11	20.52
20	20 Aug 2019	11	14.78	6	9.04	2	10.96	0	0	2	3.74	21	38.52
21	21 Aug 2019	11	15.22	4	13.72	1	8.24	0	0	1	0.68	17	37.86
22	22 Aug 2019	8	11.40	6	9.88	2	16.72	0	0	1	2.74	17	40.74
23	23 Aug 2019	10	20.14	7	12.50	2	10.84	1	0.34	2	2.54	22	46.36
24	24 Aug 2019	7	13.74	5	7.86	2	9.62	0	0	1	1.04	15	32.26
25	25 Aug 2019	3	5.60	3	6.14	2	7.38	0	0	0	0	8	19.12
26	26 Aug 2019	8	10.86	7	9	2	9.30	2	0.52	0	0	19	29.68
27	27 Aug 2019	3	3.76	3	3.04	2	8.58	0	0	1	3.48	9	18.86
28	28 Aug 2019	11	13.76	6	10.86	1	5.48	1	1.54	3	8.10	22	39.74
29	29 Aug 2019	7	13.14	6	15.84	3	13.06	1	0.42	2	5.32	19	47.78
30	30 Aug 2019	6	8.18	6	13.28	3	15.14	1	0.42	1	1.80	17	38.82
31	31 Aug 2019	5	6.28	5	6.84	3	17.32	1	2.36	1	1.42	15	34.22
Total		192	260.72	154	270.56	72	327.68	25	19.82	45	94.36	488	973.14



Asha Nagaraj

Chief Operating Officer,
Health Care Global Enterprises Limited,
 #44-45/2, 2nd Cross, Rajaram Mohan Roy Road, Extn.,
 Double Road, Bangalore - 560027.



TO
The Deputy Environmental officer,
City East,
Karnataka State Pollution Control Board
Thimmaiah Road,
Rajajinagar
Bangalore

Date : 02/08/2019

Respected Sir,

Sub : Submission of Biomedical waste monthly returns for the month of JULY-2019

With reference to the above subject we are hereby submitting the Biomedical waste monthly return for the month of JULY - 2019. Please find below enclosed the details of Biomedical waste generated for the month of JULY-2019.

Overall Waste Generation Report

Hospital-HCG Double Road Period: 01-07-2019 : 31-07-2019

Sl No.	Month	Yellow Bags		Red Bags		Blue Mark Box		Whites		Cytotoxic Bags		Total	
		Count	Weight	Count	Weight	Count	Weight	Count	Weight	Count	Weight	Count	Weight
Total	JULY	222	271.44	172	326.5	64	305.68	30	21.28	61	161.58	549	1086.48

For HEALTHCARE GLOBAL ENTERPRISES LIMITED


Asha Nagaraj
Chief Operating Officer,
Health Care Global Enterprises Limited,
#44-45/2, 2nd Cross, Rajaram Mohan Roy Road, Extn.,
Double Road, Bangalore - 560027.



AUTHORIZED SIGNATORY

HealthCare Global Enterprises Ltd.

44-45/2, 2nd Cross, Raja Ram Mohan Roy Extn., (Off. Lalbagh Double Road), Bangalore - 560027
91 80 4020 6000 | info@hcgoncology.com | www.hcgoncology.com | CIN : U15200KA1998PLC023489

Overall Waste Generation Report													
Hospital-HCG Double Road Period: 01-07-2019 : 31-07-2019													
		Yellow Bags		Red Bags		Blue Mark Box		Whites		Cytotoxic Bags		Total	
Sl No.	Date	Count	Weight	Count	Weight	Count	Weight	Count	Weight	Count	Weight	Count	Weight
1	01 Jul 2019	3	4.28	3	7.28	3	13.26	0	0	1	0.26	10	25.08
2	02 Jul 2019	12	11.80	9	22.68	1	7.22	0	0	5	14.14	27	55.84
3	03 Jul 2019	8	10.22	6	12.36	2	11.08	3	2.06	2	6.76	21	42.48
4	04 Jul 2019	10	13.96	7	18.06	3	13.26	0	0	1	2.46	21	47.74
5	05 Jul 2019	8	7.62	7	11.66	2	12.38	1	1.08	3	8.02	21	40.76
6	06 Jul 2019	7	4.86	6	8.10	1	3	1	1.48	2	9.22	17	26.66
7	07 Jul 2019	5	5.38	4	7.02	2	10.94	1	0.42	3	10.40	15	34.16
8	08 Jul 2019	11	14	4	8.42	1	2.94	0	0	1	1.96	17	27.32
9	09 Jul 2019	8	7.58	5	8.56	2	10.02	1	0.34	2	4.32	18	30.82
10	10 Jul 2019	13	17.56	7	14.56	2	7.52	5	1.96	2	5.16	29	46.76
11	11 Jul 2019	8	6.82	5	10.18	2	7.70	0	0	3	11.52	18	36.22
12	12 Jul 2019	10	15.98	8	13.02	3	7.82	2	0.88	2	5.48	25	43.18
13	13 Jul 2019	3	2.24	3	4.30	1	5.60	0	0	1	4.38	8	16.52
14	14 Jul 2019	5	8.28	6	11.62	3	15.56	1	5.12	2	2.84	17	43.42
15	15 Jul 2019	7	12.52	6	10.54	1	5.68	0	0	1	1.18	15	29.92
16	16 Jul 2019	9	12.26	7	13.56	3	14.60	0	0	1	4.12	20	44.54
17	17 Jul 2019	7	4.94	8	8.64	4	22.82	1	0.44	2	4.78	22	41.62
18	18 Jul 2019	13	19.92	7	12.30	1	6.02	2	0.84	2	4.82	25	43.90
19	19 Jul 2019	3	4.24	3	8	2	8.98	1	0.40	3	9.14	12	30.76
20	20 Jul 2019	4	3.08	4	6.44	1	5.84	1	0.48	2	4.60	12	20.44
21	21 Jul 2019	3	2.26	3	6.16	1	3.76	1	0.36	2	4.40	10	16.94
22	22 Jul 2019	4	4.16	5	6.56	3	6.78	1	0.38	3	4.76	16	22.64
23	23 Jul 2019	9	15.40	7	12.64	2	7.64	0	0	1	2.10	19	37.78
24	24 Jul 2019	9	10.04	6	12.66	1	5.48	1	0.40	2	9.20	19	37.78
25	25 Jul 2019	9	11.92	7	11.50	4	15.60	3	3.14	2	4.24	25	46.40
26	26 Jul 2019	11	13.90	7	11.90	4	17.70	0	0	2	4.40	24	47.90
27	27 Jul 2019	3	3.18	3	4.82	3	15	0	0	1	3.32	10	26.32
28	28 Jul 2019	3	4.04	3	8.32	1	7.42	0	0	2	2.72	9	22.50
29	29 Jul 2019	6	6.90	8	15.40	2	10.08	0	0	1	0.54	17	32.92
30	30 Jul 2019	3	2.62	2	4.10	2	14.52	0	0	1	3.46	8	24.70
31	31 Jul 2019	8	9.48	6	15.14	1	9.46	4	1.50	3	6.88	22	42.46
Total		222	271.44	172	326.5	64	305.68	30	21.28	61	161.58	549	1086.48

Ashwapaal
Asha Nagaraj
 Chief Operating Officer,
 Health Care Global Enterprises Limited,
 #44-5/2, 2nd Cross, Rajaram Mohan Roy Road, Extn
 Double Road, Bangalore - 5600



TO
The Deputy Environmental officer,
City East,
Karnataka State Pollution Control Board
Thimmaiah Road,
Rajajinagar
Bangalore

Date : 03/07/2019

Respected Sir,

Sub : Submission of Biomedical waste monthly returns for the month of JUNE-2019

With reference to the above subject we are hereby submitting the Biomedical waste monthly return for the month of JUNE - 2019. Please find below enclosed the details of Biomedical waste generated for the month of JUNE-2019.

Overall Waste Generation Report													
Hospital-HCG Double Road Period: 01-06-2019 : 30-06-2019													
Sl No.	Month	Yellow Bags		Red Bags		Blue Mark Box		Whites		Cytotoxic Bags		Total	
		Count	Weight	Count	Weight	Count	Weight	Count	Weight	Count	Weight	Count	Weight
Total	June.19	235	339.72	213	365.22	98	423.88	30	22.44	64	126.88	640	1278

For HEALTHCARE GLOBAL ENTERPRISES LIMITED

Asha Nagaraj
Chief Operating Officer,
Health Care Global Enterprises Limited,
#44-45/2, 2nd Cross, Rajaram Mohan Roy Road, Extn.,
Double Road, Bangalore - 560027.
Asha Nagaraj
AUTHORIZED SIGNATORY



Overall Waste Generation Report
Hospital-HCG Double Road Period: 01-06-2019 : 30-06-2019

Sl No.	Date	Yellow Bags		Red Bags		Blue Mark Box		Whites		Cytotoxic Bags		Totals	
		Count	Weight	Count	Weight	Count	Weight	Count	Weight	Count	Weight	Count	Weight
1	01 Jun 2019	11	12.74	12	14.24	5	21.52	0	0	3	2.32	31	50.82
2	02 Jun 2019	4	3.90	3	3.02	2	9.02	0	0	0	0	9	15.94
3	03 Jun 2019	5	6.54	8	15.90	2	9.10	2	0.76	1	0.76	18	33.06
4	04 Jun 2019	3	4.36	3	4.98	2	10.72	4	2.34	1	3.92	13	26.32
5	05 Jun 2019	8	11.50	6	9.46	3	14.68	0	0	1	0.82	18	36.46
6	06 Jun 2019	10	15.16	8	14.70	1	5	0	0	5	12.88	24	47.74
7	07 Jun 2019	10	9.08	6	8.94	3	13.36	1	0.34	2	4.98	22	36.70
8	08 Jun 2019	5	11.30	4	8.54	3	13.48	0	0	2	2.58	14	35.90
9	09 Jun 2019	7	7.20	8	13.12	2	8.94	2	1.58	2	3.62	21	34.46
10	10 Jun 2019	7	10.86	5	11.28	2	9.50	0	0	1	0.62	15	32.26
11	11 Jun 2019	9	9.50	7	10.72	4	22.50	0	0	1	1.76	21	44.48
12	12 Jun 2019	11	21.62	9	19.60	6	29.52	0	0	2	3.16	28	73.90
13	13 Jun 2019	13	17.40	9	16.36	4	18.16	2	1.80	2	4.56	30	58.28
14	14 Jun 2019	11	16.24	10	14.76	7	18.98	2	2	5	5.44	35	57.42
15	15 Jun 2019	6	8.02	7	26.52	3	16.62	3	1.28	1	1.08	20	53.52
16	16 Jun 2019	3	5.98	4	7.56	4	17.62	0	0	2	0.86	13	32.02
17	17 Jun 2019	8	9.46	7	9.64	4	12.32	0	0	1	1.92	20	33.34
18	18 Jun 2019	10	16.30	8	16.94	4	16.82	0	0	4	11.86	26	61.92
19	19 Jun 2019	5	4.90	5	8.14	2	12.56	1	0.40	3	5.58	16	31.58
20	20 Jun 2019	15	33.68	13	22	4	12.82	4	2.08	3	3.90	39	74.48
21	21 Jun 2019	10	13.30	10	11.86	3	15.28	0	0	3	2.64	26	43.08
22	22 Jun 2019	6	9.40	9	11.86	3	12.52	1	0.38	3	6.50	22	40.66
23	23 Jun 2019	2	4.74	3	5.18	2	7.82	0	0	2	4.66	9	22.40
24	24 Jun 2019	7	10.24	6	9.22	3	10.36	0	0	1	0.38	17	30.20
25	25 Jun 2019	11	12.80	8	11.32	4	17.02	1	0.32	2	3.02	26	44.48
26	26 Jun 2019	6	10.32	6	11.90	3	11.80	1	3.22	3	6.70	19	43.94
27	27 Jun 2019	9	14.82	7	11.14	4	20.42	0	0	1	1.84	21	48.22
28	28 Jun 2019	9	10.02	9	13.90	5	18.34	1	0.82	3	10.46	27	53.54
29	29 Jun 2019	9	10.54	8	11.60	3	12	0	0	2	6.70	22	40.84
30	30 Jun 2019	5	7.80	5	10.82	1	5.08	5	5.12	2	11.36	18	40.18
Total		235	339.72	213	365.22	98	423.88	30	22.44	64	126.88	640	1278.14


Asha Nagaraj
 Chief Operating Officer,
 Asha Care Global Enterprises Limited,
 244-6th 2nd Cross, Rajaram Mohan Roy Road, Extn.,
 Bangalore - 560022



The Specialist
in Cancer Care

Deat : 06/06/2019

TO
The Deputy Environmental officer,
City East,
Karnataka State Pollution Control Board
Thimmaiah Road,
Rajajinagar
Bangalore

Respected Sir,

Sub : Submission of Biomedical waste monthly returns for the month of May-2019

With reference to the above subject we are hereby submitting the Biomedical waste monthly return for the month of May - 2019. Please find below enclosed the details of Biomedical waste generated for the month of May-2019.

HCG Double Road

Hospital-HCG Double Road Period: 01-05-2019 : 31-05-2019

I No.	Month	Yellow Bags		Red Bags		Blue Mark Box		Whites		Cytotoxic Bags		Total	
		Count	Weight	Count	Weight	Count	Weight	Count	Weight	Count	Weight	Count	Weight
1	May,2019	255	366.6	213	343.64	97	368.92	29	19.98	73	150.88	667	1250.02

For HEALTHCARE GLOBAL ENTERPRISES LIMITED

Asha Nagaraj
Asha Nagaraj
Chief Operating Officer,
Health Care Global Enterprises Limited,
#44-45/2, 2nd Cross, Rajaram Mohan Roy Road, Extn.,
Double Road, Bangalore - 560027.

AUTHORIZED SIGNATORY



HealthCare Global Enterprises Ltd.

44-45/2, 2nd Cross, Raja Ram Mohan Roy Extn., (Off. Lalbagh Double Road), Bangalore - 560027
91 80 4020 6000 | info@hcgoncology.com | www.hcgoncology.com | CIN : U15200KA1998PLC023489

Ahmedabad | Baroda | Bhavnagar | Chennai | Cuttack | Delhi | Gulbarga | Hubli | Kanpur | Kenya | Mangalore | Mumbai | Mysore | Nasik | Ongole | Ranchi | Shimoga | Tanzania | Trichy | Vijayawada | Vizag

HCG Double Road

Hospital-HCG Double Road Period: 01-05-2019 : 31-05-2019

Sl No.	Date	Yellow Bags		Red Bags		Blue Mark Box		Whites		Cytotoxic Bags		Total	
		Count	Weight	Count	Weight	Count	Weight	Count	Weight	Count	Weight	Count	Weight
1	01 May 2019	8	15.04	7	11.86	2	7.32	0	0	2	2.64	19	36.86
2	02 May 2019	11	18.68	8	12.60	3	11.56	1	0.38	2	6.84	25	50.06
3	03 May 2019	10	20.04	5	11.18	2	8.94	2	0.66	2	5.12	21	45.94
4	04 May 2019	8	11.14	6	12.82	3	8.84	1	1.52	3	6.52	21	40.84
5	05 May 2019	3	5.94	3	6.06	1	7.72	0	0	1	2.30	8	22.02
6	06 May 2019	5	6.66	4	6.08	1	5.24	0	0	2	3.14	12	21.12
7	07 May 2019	8	13.98	8	17.34	6	20.94	0	0	3	7.08	25	59.34
8	08 May 2019	3	5.52	4	5.40	1	2.58	1	0.20	2	2.70	11	16.40
9	09 May 2019	9	19.34	7	14.10	4	15.70	2	0.90	3	7.88	25	57.92
10	10 May 2019	4	8.24	3	3.84	3	13.68	1	0.32	1	2.14	12	28.22
11	11 May 2019	11	24.58	9	18.80	4	13.52	1	0.20	3	5.20	28	62.30
12	12 May 2019	8	14.90	8	11.74	4	12.72	0	0	1	4.06	21	43.42
13	13 May 2019	7	9.64	6	4.76	0	0	1	1.28	3	8.26	17	23.94
14	14 May 2019	11	11.94	8	10.86	3	11.60	3	1.14	4	5.34	29	40.88
15	15 May 2019	11	10.96	6	7.92	2	6.68	0	0	4	6.42	23	31.98
16	16 May 2019	10	7.44	11	17.96	7	22.92	1	0.38	3	2.90	32	51.60
17	17 May 2019	3	9.30	7	8.42	2	3.72	1	0.28	5	9.42	23	31.14
18	18 May 2019	3	4.76	7	5.76	3	6.70	0	0	3	4.92	21	22.14
19	19 May 2019	3	1.74	3	3.18	1	3.44	0	0	1	1.34	8	9.70
20	20 May 2019	10	12.62	7	9.12	4	10.74	2	1.44	0	0	23	33.92
21	21 May 2019	8	10.50	6	11.54	3	13.20	0	0	2	5.48	19	40.72
22	22 May 2019	8	10.62	6	11.74	4	18.08	1	0.42	1	2.92	20	43.78
23	23 May 2019	5	6.54	9	11.08	3	11.06	3	1.08	2	6.06	22	35.82
24	24 May 2019	12	15.32	11	16.06	4	18.80	0	0	2	6.68	29	56.86
25	25 May 2019	7	6.14	8	16	3	15.28	0	0	3	4.26	21	41.68
26	26 May 2019	2	3.52	2	2.20	1	4.68	0	0	1	0.78	6	11.18
27	27 May 2019	11	12.26	9	12.36	3	14.20	1	0.46	1	1.24	25	40.52
28	28 May 2019	10	13.68	8	13.82	5	21.98	2	0.80	2	3.78	27	54.06
29	29 May 2019	11	14.96	9	16.66	4	19.62	0	0	2	8.22	26	59.46
30	30 May 2019	12	21	9	14.52	8	26.22	4	8.02	6	12.96	39	82.72
31	31 May 2019	13	19.60	9	17.86	3	11.24	1	0.50	3	4.28	29	53.48
Total		255	366.6	213	343.64	97	368.92	29	19.98	73	150.88	667	1250.02

Asha Nagaraj
Asha Nagaraj

**Chief Operating Officer,
Health Care Global Enterprises Limited,
#44-45/2, 2nd Cross, Rajaram Mohan Roy Road, Extn.,
Double Road, Bangalore - 560027.**



TO
The Deputy Environmental officer,
City East,
Karnataka State Pollution Control Board
Thimmaiah Road,
Rajajinagar
Bangalore

Deat : 15/05/2019

Respected Sir,

Sub : Submission of Biomedical waste monthly returns for the month of April-2019

With reference to the above subject we are hereby submitting the Biomedical waste monthly return for the month of April - 2019. Please find below enclosed the details of Biomedical waste generated for the month of April-2019.

BMW Overall Waste Generation Report: HCG Double Road													
Period: 01-04-2019 : 30-04-2019													
		Blue Bags		Red Bags		Yellow Bags		Containers/Sharps		Cytotoxic		Yellow Total	
SI No.	Generation Month	Count	Weight	Count	Weight	Count	Weight	Count	Weight	Count	Weight	Count	Weight
Total	APRIL	91	353.06	180	336.16	225	298.24	36	17.9	51	113.02	583	1118.38

For HEALTHCARE GLOBAL ENTERPRISES LIMITED

Asha Nagaraj
Asha Nagaraj
Chief Operating Officer,
Health Care Global Enterprises Limited,
44-45/2, 2nd Cross, Raja Ram Mohan Roy Road, Extn.,
Double Road, Bangalore - 560027.



AUTHORIZED SIGNATORY

HealthCare Global Enterprises Ltd.

44-45/2, 2nd Cross, Raja Ram Mohan Roy Extn., (Off. Lalbagh Double Road), Bangalore - 560027
91 80 4020 6000 | info@hcgoncology.com | www.hcgoncology.com | CIN : U15200KA1998PLC023489

Ahmedabad | Beroad | Bhubanagar | Chennai | Cutack | Delhi | Guberga | Hubli | Kanpur | Kenya | Mangalore | Mumbai | Mysore | Nasik | Ongole | Ranchi | Shreega | Tarzanis | Trichy | Vijayawada | Vizag

BMW Overall Waste Generation Report: HCG Double Road

Period: 01-04-2019 : 30-04-2019

Sl No.	Generation Date	Blue Bags		Red Bags		Yellow Bags		Containers/Sha/Cytotoxic Yello		Total			
		Count	Weight	Count	Weight	Count	Weight	Count	Weight	Count	Weight		
101	Apr 2019	1	2.26	6	11.48	7	9.52	0	0	1	1.30	15	24.56
202	Apr 2019	3	17.48	4	13.76	4	5.44	1	0.28	1	2.68	13	39.64
303	Apr 2019	3	12.28	6	9.76	6	7.78	1	0.18	1	3.28	17	33.28
404	Apr 2019	2	11.04	6	12.26	9	15.76	5	1.88	3	10.96	25	51.90
505	Apr 2019	2	10.72	7	14.50	9	12.82	1	0.38	1	1.38	20	39.80
606	Apr 2019	3	9.20	4	11.46	5	5.82	0	0	0	0	12	26.48
707	Apr 2019	2	9.26	3	3.70	3	1.70	0	0	1	1.26	9	15.92
808	Apr 2019	2	5.12	5	12.10	7	11.88	4	3.98	2	3.36	20	36.44
909	Apr 2019	3	11.58	3	6.62	3	3.16	0	0	2	6.08	11	27.44
1010	Apr 2019	2	11.82	7	9.20	8	7.38	2	1.68	4	12.10	23	42.18
1111	Apr 2019	3	9.74	6	8.12	8	8.88	0	0	4	8.34	21	35.08
1212	Apr 2019	4	11.74	7	11.20	9	9.22	2	0.72	2	2.60	24	35.48
1313	Apr 2019	4	9.88	6	7.54	8	11.60	1	0.42	3	5.14	22	34.58
1414	Apr 2019	1	3.08	3	3.04	3	1.84	1	0.38	1	1.68	9	10.02
1515	Apr 2019	3	13.22	6	12.46	11	18.48	0	0	0	0	20	44.16
1616	Apr 2019	3	11.52	5	10.98	6	6.14	2	0.66	1	1.28	17	30.58
1717	Apr 2019	3	10.72	3	8.16	7	11.68	5	1.72	2	6.96	20	39.24
1818	Apr 2019	3	13.96	4	7.70	3	5.50	0	0	2	5.78	12	32.94
1919	Apr 2019	3	17.48	4	13.76	6	7.58	0	0	1	2.68	14	41.50
2020	Apr 2019	3	10.72	5	10.98	7	11.68	0	0	3	5.14	18	38.52
2121	Apr 2019	3	9.26	2	3.04	2	3.16	0	0	1	1.16	8	16.62
2222	Apr 2019	4	16.22	9	36.74	12	18.88	0	0	1	1.88	26	73.72
2323	Apr 2019	3	16.14	13	17.72	16	24.12	1	0.52	2	5.30	35	63.80
2424	Apr 2019	5	19.82	12	14	11	8.32	0	0	2	6.16	30	48.30
2525	Apr 2019	4	14.70	9	14.70	12	14.78	1	0.36	2	3.82	28	48.36
2626	Apr 2019	4	15	7	9.58	9	6.48	0	0	1	0.68	21	31.74
2727	Apr 2019	5	14.66	7	12.06	9	9.98	4	1.40	2	4.66	27	42.76
2828	Apr 2019	3	10.76	5	5.96	4	5.42	2	0.50	2	0.66	16	23.30
2929	Apr 2019	5	10.76	8	7.86	9	9.86	2	2.48	2	3.20	26	34.16
3030	Apr 2019	2	12.92	8	15.72	12	23.38	1	0.36	1	3.50	24	55.88
Total		91	353.06	180	336.16	225	298.24	36	17.9	51	113.02	583	1118.38

Handwritten signature

Handwritten signature

Asha Nagaraj
 Chief Operating Officer,
 Health Care Global Enterprises Limited,
 44, 45, 2nd Cross, Rajan Mahal Roy Red. Estn.,
 Double Road, Bangalore - 560027.



TO
The Deputy Environmental officer,
City ~~East~~, ~~WEST~~
Karnataka State Pollution Control Board
Thimmaiah Road,
Rajajinagar
Bangalore

Deat : 02/04/2019

Respected Sir,

Sub : Submission of Biomedical waste monthly returns for the month of MARCH-2019

With reference to the above subject we are hereby submitting the Biomedical waste monthly return for the month of MARCH - 2019. Please find below enclosed the details of Biomedical waste generated for the month of MARCH-2019.

Overall Waste Generation Report: HCG Double Road


Period: 01-03-2019 : 31-03-2019

Generation		Blue Bags		Red Bags		Yellow Bags		Containers/Sharps		Cytotoxic Yellow E		Total	
SI No.	MONTH	Count	Weight	Count	Weight	Count	Weight	Count	Weight	Count	Weight	Count	Weight
Total	MARCH	97	437.34	176	403.34	233	388.14	40	23.32	48	113.56	594	1365.7

For HEALTHCARE GLOBAL ENTERPRISES LIMITED

Ashwini
Asha Nagaraj
Chief Operating Officer,
Health Care Global Enterprises Limited,
#44-45/2, 2nd Cross, Rajaram Mohan Roy Road, Extn.,
Double Road, Bangalore - 560027.

AUTHORIZED SIGNATORY



HealthCare Global Enterprises Ltd.

44-45/2, 2nd Cross, Raja Ram Mohan Roy Extn., (Off. Lalbagh Double Road), Bangalore - 560027
91 80 4020 6000 | info@hcgoncology.com | www.hcgoncology.com | CIN : U15200KA1998PLC023489



TO
The Deputy Environmental officer,
City ~~South~~, EAST
Karnataka State Pollution Control Board
Thimmaiah Road,
Rajajinagar
Bangalore

Deat : 08/03/2019

Respected Sir,

Sub : Submission of Biomedical waste monthly returns for the month of FEBRUARY-2019

With reference to the above subject we are hereby submitting the Biomedical waste monthly return for the month of February – 2019. Please find below enclosed the details of Biomedical waste generated for the month of February-2019.

BMW Overall Waste Generation Report: HCG Double Road
Period: 01-02-2019 : 28-02-2019

Sl No.	Generation Month	Blue Bags		Red Bags		Yellow Bags		Containers/Sh arps		Cytotoxic Yellow Bags		Total	
		Count	Weight	Count	Weight	Count	Weight	Count	Weight	Count	Weight	Count	Weight
Total	FEBRUARY	77	334.18	154	279.3	176	254.02	21	13.82	40	103.16	468	984.48

For HEALTHCARE GLOBAL ENTERPRISES LIMITED

Asha Nagaraj
Asha Nagaraj
Chief Operating Officer,
Health Care Global Enterprises Limited,
#44-45/2, 2nd Cross, Rajaram Mohan Roy Road, Extn.,
Double Road, Bangalore - 560027.



AUTHORIZED SIGNATORY

HealthCare Global Enterprises Ltd.

44-45/2, 2nd Cross, Raja Ram Mohan Roy Extn., (Off. Lalbagh Double Road), Bangalore - 560027
91 80 4020 6000 | info@hcgoncology.com | www.hcgoncology.com | CIN : U15200KA1998PLC023489

Asharaj
Asha Nagaraj

Chief Operating Officer,

Health Care Global Enterprises Limited,

#44-45/2, 2nd Cross, Rajaram Mohan Roy Road, Extn.,

Double Road, Bangalore - 560027

Overall Waste Generation Report: HCG Double Road

Period: 01-02-2019 : 28-02-2019

Sl No.	Generation Date	Blue Bags		Red Bags		Yellow Bags		Containers/Sharps		Cytotoxic Yellow B		Total	
		Count	Weight	Count	Weight	Count	Weight	Count	Weight	Count	Weight	Count	Weight
1	01 Feb 2019	3	12.90	6	8.52	5	4.68	0	0	2	4.60	16	30.70
2	02 Feb 2019	3	12.44	6	13.26	7	9.20	4	4.30	1	1.66	21	40.86
3	03 Feb 2019	2	9.06	3	7.86	3	4.36	0	0	2	3.90	10	25.18
4	04 Feb 2019	2	11.68	6	14.54	9	15.98	0	0	1	1.60	18	43.80
5	05 Feb 2019	5	19.58	6	16.40	10	12.78	0	0	1	4.48	22	53.24
6	06 Feb 2019	1	2.78	9	11.22	9	11.80	1	0.42	0	0	20	26.22
7	07 Feb 2019	4	20.38	5	9.96	4	6.12	0	0	1	3.04	14	39.50
8	08 Feb 2019	3	12.02	4	8.22	5	6.48	1	0.42	1	1.62	14	28.76
9	09 Feb 2019	3	15.22	5	10.64	7	10.52	1	0.46	3	9.04	19	45.88
10	10 Feb 2019	4	13.50	5	13.08	5	6.20	2	2.20	1	0.62	17	35.60
11	11 Feb 2019	3	12.12	6	10.80	5	6.90	0	0	1	2.32	15	32.14
12	12 Feb 2019	3	10.62	5	9.46	7	12.30	1	0.32	3	3.84	19	36.54
13	13 Feb 2019	1	7.68	6	9.14	7	9.26	0	0	2	7	16	33.08
14	14 Feb 2019	3	11.52	4	3.62	7	13.74	0	0	1	4.54	15	33.42
15	15 Feb 2019	3	9.96	5	11.64	8	13.72	1	0.30	2	7.60	19	43.22
16	16 Feb 2019	4	12.88	6	9.88	6	6.20	2	0.76	3	5.28	21	35
17	17 Feb 2019	1	3.66	2	2.60	2	1.86	0	0	0	0	5	8.12
18	18 Feb 2019	2	7.04	6	7.04	6	5.96	0	0	0	0	14	20.04
19	19 Feb 2019	3	18.26	3	7.86	3	3.16	3	1.96	2	5.60	14	36.84
20	20 Feb 2019	3	16.66	4	8.56	5	7.84	1	0.76	2	5.68	15	39.50
21	21 Feb 2019	3	14.22	8	14.28	6	13.80	0	0	1	4.42	18	46.72
22	22 Feb 2019	2	7.18	7	9.64	8	13.44	1	0.34	1	0.76	19	31.36
23	23 Feb 2019	5	23.08	7	9.94	7	6.88	1	0.36	2	5.66	22	45.92
24	24 Feb 2019	2	8.22	2	4.38	2	1.86	0	0	0	0	6	14.46
25	25 Feb 2019	1	3.68	8	11.80	9	11.98	1	0.34	2	5.92	21	33.72
26	26 Feb 2019	3	11.74	7	9.32	7	10.64	1	0.88	2	2.58	20	35.16
27	27 Feb 2019	2	11.10	7	13.76	10	17.96	0	0	2	6.86	21	49.68
28	28 Feb 2019	3	15	6	11.88	7	8.40	0	0	1	4.54	17	39.82
Total		77	334.18	154	279.3	176	254.02	21	13.82	40	103.16	468	984.48

Check with Sr. Manager



ole

TO
The Deputy Environmental officer,
City South,
Karnataka State Pollution Control Board
Thimmaiah Road,
Rajajinagar
Bangalore

Deat : 07/02/2019

Respected Sir,

Sub : Submission of Biomedical waste monthly returns monthly for the month of JANUARY-2019

With reference to the above subject we are hereby submitting the Biomedical waste monthly return for the month of January - 2019. Please find below enclosed the details of Biomedical waste generated for the month of January-2019.

Overall Waste Generation Report: HCG Double Road
Period: 01-01-2019 : 31-01-2019

SI No.	Generation Month	Blue Bags		Red Bags		Yellow Bags		Containers/Sha rps		Cytotoxic Yellow Bags		Total	
		Count	Weight	Count	Weight	Count	Weight	Count	Weight	Count	Weight	Count	Weight
Total	JANUARY	76	388.72	185	376.02	223	385.04	29	15.82	40	106.26	553	1271.86



For HEALTHCARE GLOBAL ENTERPRISES LIMITED

Asha Nagaraj
Asha Nagaraj

Chief Operating Officer,
Health Care Global Enterprises Limited,
#44-45/2, 2nd Cross, Rajaram Mohan Roy Road, Extn.,
Double Road, Bangalore - 560027.

AUTHORIZED SIGNATORY

HealthCare Global Enterprises Ltd.

44-45/2, 2nd Cross, Raja Ram Mohan Roy Extn., (Off. Lalbagh Double Road), Bangalore - 560027
91 80 4020 6000 | info@hcgoncology.com | www.hcgoncology.com | CIN : U15200KA1998PLC023489

Overall Waste Generation Report: HCG Double Road

Period: 01-01-2019 : 31-01-2019

Sl No.	Generation Date	Blue Bags		Red Bags		Yellow Bags		Containers/Sharps		Cytotoxic Yellow Bags		Total	
		Count	Weight	Count	Weight	Count	Weight	Count	Weight	Count	Weight	Count	Weight
1	01 Jan 2019	3	16.64	4	9	4	7.56	2	0.82	1	2.58	14	36.60
2	02 Jan 2019	2	9.34	7	14.52	12	24.78	0	0	1	0.82	22	49.46
3	03 Jan 2019	2	7.96	10	20.82	14	25.56	3	1.56	3	5.36	32	61.26
4	04 Jan 2019	4	19.46	7	13.64	8	12.46	0	0	0	0	19	45.56
5	05 Jan 2019	4	18.82	9	23.36	10	22.32	1	0.36	1	4.14	25	69
6	06 Jan 2019	1	5.72	5	13.56	6	9.78	1	0.70	1	3.66	14	33.42
7	07 Jan 2019	3	20.66	5	10.44	6	8.48	2	2.24	1	1.64	17	43.46
8	08 Jan 2019	2	11.64	4	12.42	5	9.70	0	0	3	3.32	14	37.08
9	09 Jan 2019	2	12.58	5	10.62	5	9.26	2	0.78	2	6.30	16	39.54
10	10 Jan 2019	1	6.66	9	20.62	8	21	0	0	1	5.42	19	53.70
11	11 Jan 2019	3	16.90	5	14.98	7	13.94	0	0	2	9.64	17	55.46
12	12 Jan 2019	3	17.42	5	9.78	5	7.86	0	0	2	6.08	15	41.14
13	13 Jan 2019	1	6.14	3	5.10	3	5.82	0	0	1	0.22	8	17.28
14	14 Jan 2019	1	3.82	4	5.28	4	7.06	4	1.62	1	3.74	14	21.52
15	15 Jan 2019	2	9.34	3	7.82	3	4.66	0	0	2	2.38	10	24.20
16	16 Jan 2019	1	3.24	5	8.24	8	11.70	0	0	0	0	14	23.18
17	17 Jan 2019	1	5.80	6	12.72	9	14.58	1	0.40	3	10.68	20	44.18
18	18 Jan 2019	4	18.62	8	14.98	8	18.10	1	0.38	2	7.10	23	59.18
19	19 Jan 2019	4	17.58	8	13.68	10	19.92	1	1.22	2	5.36	25	57.76
20	20 Jan 2019	1	3.74	3	7.06	3	6.06	0	0	1	0.98	8	17.84
21	21 Jan 2019	3	18.50	10	19.80	15	23.14	0	0	1	3.62	29	65.06
22	22 Jan 2019	3	15.92	9	15.62	12	16.14	3	1.12	2	3.36	29	52.16
23	23 Jan 2019	3	13.44	6	6.76	7	8.54	4	3.06	1	3.96	21	35.76
24	24 Jan 2019	3	18.78	5	9.78	4	5.50	0	0	1	3.48	13	37.54
25	25 Jan 2019	3	13.98	7	16.36	7	12	0	0	1	3.16	18	45.50
26	26 Jan 2019	3	16.28	5	8.58	4	3.18	2	0.86	2	4.74	16	33.64
27	27 Jan 2019	2	7.02	3	6.04	3	3.82	0	0	0	0	8	16.88
28	28 Jan 2019	2	12.32	8	12.72	7	6.04	1	0.36	0	0	18	31.44
29	29 Jan 2019	4	16.96	5	8.44	8	18.22	1	0.34	1	2.76	19	46.72
30	30 Jan 2019	3	14.28	7	13.68	9	15.58	0	0	1	1.76	20	45.30
31	31 Jan 2019	2	9.16	5	9.60	9	12.28	0	0	0	0	16	31.04
Total		76	388.72	185	376.02	223	385.04	29	15.82	40	106.26	553	1271.86



To

Date- 27/06/2019

Environmental officer
Nisarga Bhavana
Shivanagara Bangalore

Dear Sir,

Sub :- Submitting the annual report of 2018 year.

With reference to above subject, we Health care Global Enterprises Ltd. # 44/45/2 2nd cross Rajaram Mohan Roy Extn. Bangalore-27 Submitting the annual report of Biomedical waste management. Kindly accept the report.

Thanking You


Authorised Signatory

Asha Nagaraj
Chief Operating Officer,
Health Care Global Enterprises Limited,
#44-45/2, 2nd Cross, Rajaram Mohan Roy Road, Extn.,
Double Road, Bangalore - 560027.




Form - IV
(See rule 13)
ANNUAL REPORT

To be submitted to the prescribed authority on or before 30th June every year for the period from January to December of the preceding year, by the occupier of health care facility (HCF) or common bio-medical waste treatment facility (CBWTF)]

Sl. No.	Particulars		
1.	Particulars of the Occupier	:	
	(i) Name of the authorised person (occupier or operator of facility)	:	HCG - DR
	(ii) Name of HCF or CBMWTF	:	MARIDI
	(iii) Address for Correspondence	:	
	(iv) Address of Facility	:	# 44-45/2 2 nd cross RRMR - Ext. Bangalore - 27
	(v) Tel. No, Fax. No	:	080-40206521
	(vi) E-mail ID	:	ravi.hcg@gmail.com
	(vii) URL of Website	:	
	(viii) GPS coordinates of HCF or CBMWTF	:	MOU with MARIDI
	(ix) Ownership of HCF or CBMWTF	:	(State Government or Private or Semi Govt. or any other) <u>Private</u>
	(x). Status of Authorisation under the Bio-Medical Waste (Management and Handling) Rules	:	Authorisation No.: 121361/2016-2017/291valid up to 30.09.2020
	(xi). Status of Consents under Water Act and Air Act	:	Valid up to:
2.	Type of Health Care Facility	:	Singal Specialty Cancer Hospital
	(i) Bedded Hospital	:	No. of Beds:..... 77 Bed
	(ii) Non-bedded hospital	:	
	(Clinic or Blood Bank or Clinical Laboratory or Research Institute or Veterinary Hospital or any other)	:	Nil
	(iii) License number and its date of expiry	:	121361/2016-17/291 30.9.2020
3.	Details of CBMWTF	:	
	(i) Number healthcare facilities covered by CBMWTF	:	MOU with MARIDI
	(ii) No of beds covered by CBMWTF	:	77 Bed
	(iii) Installed treatment and disposal capacity of CBMWTF:	:	_____ Kg per day



(iv) Quantity of biomedical waste treated or disposed by CBMWTF	:	65 Kg/day																																																
4. Quantity of waste generated or disposed in Kg per annum (on monthly average basis)	:	Yellow Category : 4403.72 kg P/Annum Red Category : 3927.46 kg P/Annum White: 217.48 kg P/Annum Blue Category : 4852.12 kg P/Annum General Solid waste: 7500 kg P/Annum																																																
3. Details of the Storage, treatment, transportation, processing and Disposal Facility																																																		
(i) Details of the on-site storage facility	:	Size : 10 X 4 Capacity : 200 kg Provision of on-site storage : (cold storage or any other provision)																																																
(ii) Details of the treatment or disposal facilities	:	<table border="1"> <thead> <tr> <th>Type of treatment equipment</th> <th>No of units</th> <th>Capacity Kg/day</th> <th>Quantity treated or disposed in kg per annum</th> </tr> </thead> <tbody> <tr> <td>Incinerators</td> <td></td> <td></td> <td></td> </tr> <tr> <td>Plasma Pyrolysis</td> <td></td> <td></td> <td></td> </tr> <tr> <td>Autoclaves</td> <td></td> <td></td> <td></td> </tr> <tr> <td>Microwave</td> <td></td> <td></td> <td></td> </tr> <tr> <td>Hydroclave</td> <td></td> <td></td> <td></td> </tr> <tr> <td>Shredder</td> <td></td> <td></td> <td></td> </tr> <tr> <td>Needle tip cutter or destroyer</td> <td></td> <td></td> <td></td> </tr> <tr> <td>Sharps encapsulation or concrete pit</td> <td></td> <td></td> <td></td> </tr> <tr> <td>Deep burial pits:</td> <td></td> <td></td> <td></td> </tr> <tr> <td>Chemical disinfection:</td> <td></td> <td></td> <td></td> </tr> <tr> <td>Any other treatment equipment:</td> <td></td> <td></td> <td></td> </tr> </tbody> </table>	Type of treatment equipment	No of units	Capacity Kg/day	Quantity treated or disposed in kg per annum	Incinerators				Plasma Pyrolysis				Autoclaves				Microwave				Hydroclave				Shredder				Needle tip cutter or destroyer				Sharps encapsulation or concrete pit				Deep burial pits:				Chemical disinfection:				Any other treatment equipment:			
Type of treatment equipment	No of units	Capacity Kg/day	Quantity treated or disposed in kg per annum																																															
Incinerators																																																		
Plasma Pyrolysis																																																		
Autoclaves																																																		
Microwave																																																		
Hydroclave																																																		
Shredder																																																		
Needle tip cutter or destroyer																																																		
Sharps encapsulation or concrete pit																																																		
Deep burial pits:																																																		
Chemical disinfection:																																																		
Any other treatment equipment:																																																		
(iii) Quantity of recyclable wastes sold to authorized recyclers after treatment in kg per annum.	:	Red Category (like plastic, glass etc.) MOU with MARSDI																																																
(iv) No of vehicles used for collection and transportation of biomedical waste	:																																																	
(v) Details of incineration ash and ETP sludge generated and disposed	:	<table border="1"> <thead> <tr> <th>Quantity generated</th> <th>Where disposed</th> </tr> </thead> <tbody> <tr> <td></td> <td></td> </tr> </tbody> </table>	Quantity generated	Where disposed																																														
Quantity generated	Where disposed																																																	

	during the treatment of wastes in Kg per annum	Incineration Ash ETP Sludge
	(vi) Name of the Common Bio-Medical Waste Treatment Facility Operator through which wastes are disposed of	MOU with MAREDI
	(vii) List of member HCF not handed over bio-medical waste. Do you have bio-medical waste management committee? If yes, attach minutes of the meetings held during the reporting period	--- NIL --- YES
	Details trainings conducted on BMW	YES
	(i) Number of trainings conducted on BMW Management.	12 times once in a year
	(ii) number of personnel trained	All Employees = 180
	(iii) number of personnel trained at the time of induction	50 people at a time
	(iv) number of personnel not undergone any training so far	NIL
	(v) whether standard manual for training is available?	YES
	(vi) any other information)	NIL
8	Details of the accident occurred during the year	NIL
	(i) Number of Accidents occurred	NIL
	(ii) Number of the persons affected	NIL
	(iii) Remedial Action taken (Please attach details if any)	NIL
	(iv) Any Fatality occurred, details.	---
9	Are you meeting the standards of air Pollution from the incinerator? How many times in last year could not met the standards? Details of Continuous online emission monitoring systems installed	MOU with MAREDI ---
10	Liquid waste generated and treatment methods in place. How many times you have not met the standards in a year?	MOU with MAREDI
11	Is the disinfection method or sterilization meeting the log 4	--- NIL ---

standards? How many times you have not met the standards in a year?
2 Any other relevant information

(Air Pollution Control Devices attached with the Incinerator)

MOU with MAREMI

Certified that the above report is for the period from

.....
.....
.....
.....

Date: 27/6/2019
Place: Bangalore.

Name and Signature of the Head, of the Institution

Asha Nagaraj
Chief Operating Officer,
Health Care Global Enterprises Limited,
#44-45/2, 2nd Cross, Rajaram Mohan Roy Road, Extn.,
Double Road, Bangalore - 560027.