



The Specialist  
in Cancer Care  
**NAGPUR**

Date: 26<sup>th</sup> Nov 2020

To,

Sub Regional Officer - I  
Maharashtra Pollution Control Board  
Civil Lines, Nagpur - 440010

Subject: Submission of Biomedical Waste Monthly Return for the Month of Oct 2020.

Respected Sir / Madam,

With Reference to the above subject we are hereby submitting the Biomedical waste monthly return for the month of Oct 2020. Please find enclosed the details of Biomedical waste generated for the Month of Oct 2020.

For HCG NCHRI Cancer Centre



Authorized Signatory



## HCG NCHRI CANCER CENTRE BIO MEDICAL WASTE MANAGEMENT LIST FOR THE MONTH OF OCT 2020

DATE	YELLOW GARBAGE		RED GARBAGE		BLUE GARBAGE		CYTOTOXIC GARBAGE		SHARP CONTAINER		Total Quantity	Total Weight (Kg)
	QUANTITY	WT IN KG	QUANTITY	WT IN KG	QUANTITY	WT IN KG	QUANTITY	WT IN KG	QUANTITY	WT IN KG		
01/10/2020	8	11.31	9	12.37	0	0	0	0.000	1	1.500	18	25.18
02/10/2020	10	14.48	10	23.02	1	2.15	1	4.420	0	0	22	44.07
03/10/2020	7	8.23	7	14.59	1	1.20	1	0.500	0	0.000	16	24.52
05/10/2020	14	17.1	15	26.55	3	7.56	1	2.720	1	0.180	34	54.11
06/10/2020	7	11.96	8	16.62	1	2.81	1	4.720	0	0	17	36.11
07/10/2020	8	13.29	9	18.82	2	6.63	1	6.450	0	0	20	45.19
08/10/2020	8	15.43	9	23.32	0	0.000	1	4.820	1	1.100	19	44.67
09/10/2020	9	13.86	10	21.85	1	20.93	1	5.800	0	0.00	21	62.44
10/10/2020	7	10.29	8	12.97	0	0	1	2.880	0	0.00	16	26.14
12/10/2020	14	18.3	15	22.93	0	0	1	3.820	1	1.20	31	46.25
13/10/2020	7	11.26	8	13.49	0	0	1	3.480	0	0	16	28.23
14/10/2020	8	15.04	9	21.22	1	2.8	1	5.820	0	0	19	44.88
15/10/2020	7	10.02	8	16.59	0	0	1	4.280	0	0	16	30.89
16/10/2020	8	13.21	9	14.44	1	2.8	1	4.730	0	0	19	35.18
17/10/2020	8	15.17	9	19.53	0	0.00	1	6.730	1	1.20	19	39.1
19/10/2020	13	19.76	15	32.27	1	3.10	1	3.200	0	0.00	30	59.75
20/10/2020	7	13.65	8	19.41	0	0.00	1	4.620	1	1.80	17	38.59
21/10/2020	8	14.18	9	19.07	1	2.30	1	3.730	1	2.40	20	45.17
22/10/2020	7	14.47	8	14.29	0	0	1	7.220	0	0	16	33.86
23/10/2020	8	12.17	9	17.71	0	0	1	5.100	1	2.1	19	37.60
24/10/2020	7	10.23	8	18.26	1	3.10	1	5.620	2	1.86	19	35.65
26/10/2020	12	17.34	14	24.75	0	0.000	1	2.200	0	0.000	27	45.33
27/10/2020	7	9.35	9	14.31	1	1.200	1	3.240	0	0	18	31.28
28/10/2020	8	10.97	9	16.63	2	5.22	1	6.420	0	0	20	37.42
29/10/2020	7	9.15	8	12.78	0	0.000	1	4.600	0	0	16	27.49
30/10/2020	8	10.52	9	15.25	1	2.600	1	5.560	0	0.000	19	31.25
31/10/2020	7	11.39	8	15.04	0	0	1	2.880	1	1.1	17	30.410

HCG NCHRI CANCER HOSPITAL  
MAGPUR





The Specialist  
in Cancer Care  
**NAGPUR**

Date: 19<sup>th</sup> Oct 2020

To,

Sub Regional Officer - I  
Maharashtra Pollution Control Board  
Civil Lines, Nagpur - 440010

Subject: Submission of Biomedical Waste Monthly Return for the Month of Sep 2020.

Respected Sir / Madam,

With Reference to the above subject we are hereby submitting the Biomedical waste monthly return for the month of Sep 2020. Please find enclosed the details of Biomedical waste generated for the Month of Sep 2020.

For HCG NCHRI Cancer Centre

A handwritten signature in blue ink is written over a circular purple stamp. The stamp contains the text "HCG NCHRI ONCOLOGY LLP" and "NAGPUR" around the perimeter, with "NCHRI CANCER CENTER" at the top.


Authorized Signatory




## HCG NCHRI CANCER CENTRE

### BIO MEDICAL WASTE MANAGEMENT LIST FOR THE MONTH OF SEP 2020

DATE	YELLOW GARBAGE		RED GARBAGE		BLUE GARBAGE		CYTOTOXIC GARBAGE		SHARP CONTAINER		Total Quantity	Total Weight (Kg)
	QUANTITY	WT IN KG	QUANTITY	WT IN KG	QUANTITY	WT IN KG	QUANTITY	WT IN KG	QUANTITY	WT IN KG		
01/09/2020	7	6.92	8	8.86	0	0	1	2.600	0	0	16	18.38
02/09/2020	9	12.94	10	15.05	2	4.26	1	1.820	0	0	22	34.07
03/09/2020	8	7.94	9	10.48	0	0	1	1.230	1	0.500	19	20.15
04/09/2020	9	9.37	10	9.73	1	2.00	1	2.100	0	0	21	23.20
05/09/2020	8	7.41	9	10.71	0	0	1	1.200	1	2	19	21.14
07/09/2020	16	23.25	18	28.92	2	7.51	1	1.420	0	0	37	61.10
08/09/2020	7	10.21	8	11.41	1	0.950	1	2.800	0	0	17	25.37
09/09/2020	8	8.59	9	14.1	0	0	1	4.820	0	0.00	18	27.51
10/09/2020	8	12.27	9	14.47	3	8	1	4.660	0	0.00	21	39.40
11/09/2020	7	10.6	8	18.71	0	0	2	4.700	1	1.88	18	35.89
12/09/2020	7	10.6	8	15.72	1	5.91	1	3.990	0	0	17	36.22
14/09/2020	16	18.96	17	26.8	3	6.63	1	3.300	0	0	37	55.69
15/09/2020	8	12.08	9	15.79	0	0	1	4.920	0	0	18	32.79
16/09/2020	10	18.30	10	18.23	0	0	1	4.800	0	0	21	41.33
17/09/2020	8	10.78	9	14.21	1	3.00	1	4.230	0	0	19	32.22
18/09/2020	11	11.73	11	20.06	1	3.20	1	7.880	2	3.81	26	46.68
19/09/2020	8	13.82	9	20.06	1	1.56	1	6.830	0	0	19	42.27
21/09/2020	14	19.76	15	21.59	3	8	1	3.400	2	2.12	35	54.74
22/09/2020	8	10.4	10	12.33	0	0	1	4.770	0	0	19	27.50
23/09/2020	10	8.29	10	12.51	0	0	1	5.280	0	0	21	26.08
24/09/2020	8	8.26	9	15.96	0	0	1	4.800	0	0	18	29.02
25/09/2020	9	10.56	11	11.64	1	0.580	1	2.510	1	0.720	23	26.01
26/09/2020	8	13.57	9	12.98	1	3.800	1	2.820	0	0	19	33.17
28/09/2020	13	16.51	15	27.24	2	5.070	1	2.270	0	0	31	51.09
29/09/2020	7	13.32	8	17.99	0	0.000	1	5.740	0	0	16	37.05
30/09/2020	9	11.31	10	18.56	1	2.200	1	4.870	1	0.200	22	37.14







Date: 19<sup>th</sup> Sep 2020

To,


Sub Regional Officer – I  
Maharashtra Pollution Control Board  
Civil Lines, Nagpur – 440010

Subject: Submission of Biomedical Waste Monthly Return for the Month of Aug 2020.

Respected Sir / Madam,

With Reference to the above subject we are hereby submitting the Biomedical waste monthly return for the month of Aug 2020. Please find enclosed the details of Biomedical waste generated for the Month of Aug 2020.

For HCG NCHRI Cancer Centre

  
Authorized Signatory



Aug 20

## HCG NCHRI CANCER CENTRE .

### BIO MEDICAL WASTE MANAGEMENT LIST FOR THE MONTH OF AUG 2020

DATE	YELLOW GARBAGE		RED GARBAGE		BLUE GARBAGE		CYTOTOXIC GARBAGE		SHARP CONTAINER		Total Quantity	Total Weight (Kg)
	QUANTITY	WT IN KG	QUANTITY	WT IN KG	QUANTITY	WT IN KG	QUANTITY	WT IN KG	QUANTITY	WT IN KG		
01/08/2020	10	11.32	11	13.83	0	0.00	1	2.480	0	0	22	27.63
03/08/2020	15	21.7	17	33.56	2	3.16	1	2.460	1	0.420	36	61.30
04/08/2020	8	10.9	9	14.44	2	6.49	1	2.410	1	0.480	21	34.72
05/08/2020	10	13.51	11	15.41	1	1.20	1	2.780	0	0.000	23	32.90
06/08/2020	9	13.77	10	18.6	0	0	1	2.780	0	0	20	35.15
07/08/2020	10	12.74	11	16.31	2	2.88	1	1.860	0	0	24	33.79
08/08/2020	9	14.35	11	21.63	0	0	1	1.870	0	0	21	37.85
10/08/2020	18	27.52	18	29.96	3	5.63	2	1.294	3	3.71	44	68.11
11/08/2020	9	15.07	9	17.88	1	0.360	0	0.000	0	0.00	19	33.31
12/08/2020	11	13.37	12	17.88	1	1.680	1	3.700	1	1.50	26	38.13
13/08/2020	10	13.76	11	18	0	0	1	4.800	0	0	22	36.56
14/08/2020	11	16.63	23.82	2	2	1.98	1	1.450	0	0	37.82	22.06
17/08/2020	23	42.21	24	47.3	2	5.3	2	4.310	0	0	51	99.12
18/08/2020	9	17.11	10	24.04	2	6.56	0	0.000	0	0	21	47.71
19/08/2020	10	14.57	12	22.7	1	21.30	1	3.500	0	0	24	62.07
20/08/2020	9	14.55	10	21.7	0	0.00	1	2.670	0	0.00	20	38.92
21/08/2020	13	17.55	12	18.46	1	2.400	1	3.850	1	0.800	28	43.06
22/08/2020	8	18.57	9	21.6	0	0	1	3.250	0	0	18	43.42
24/08/2020	13	19.71	13	22.55	2	6.450	0	0.000	0	0.000	28	48.71
25/08/2020	8	10.54	9	15.9	1	3.495	1	2.420	0	0	19	32.36
26/08/2020	8	10.28	9	15.32	0	0.000	1	3.780	0	0	18	29.38
27/08/2020	8	8.34	9	11.81	2	3.400	1	3.190	0	0	20	26.74
28/08/2020	5	6.84	6	9.06	0	0.000	1	4.400	2	2.250	14	22.55
29/08/2020	8	13.44	9	21.99	2	5.400	0	0.000	0	0	19	40.83
31/08/2020	15	31.8	15	19.3	1	5.300	1	3.360	0	0	32	59.76







Date: 19<sup>th</sup> Aug 2020

To,

Sub Regional Officer – I  
Maharashtra Pollution Control Board  
Civil Lines, Nagpur – 440010

Subject: Submission of Biomedical Waste Monthly Return for the Month of July 2020.

Respected Sir / Madam,

With Reference to the above subject we are hereby submitting the Biomedical waste monthly return for the month of July 2020. Please find enclosed the details of Biomedical waste generated for the Month of July 2020.

For HCG NCHRI Cancer Centre




Authorized Signatory



## HCG NCHRI CANCER CENTRE

### BIO MEDICAL WASTE MANAGEMENT LIST FOR THE MONTH OF JULY 2020

DATE	YELLOW GARBAGE		RED GARBAGE		BLUE GARBAGE		CYTOTOXIC GARBAGE		SHARP CONTAINER		Total Quantity	Total Weight (Kg)
	QUANTITY	WT IN KG	QUANTITY	WT IN KG	QUANTITY	WT IN KG	QUANTITY	WT IN KG	QUANTITY	WT IN KG		
01/07/2020	9	12.9	10	15.52	3	5.44	1	3.530	3	2	26	39.64
02/07/2020	8	9.97	9	15.16	1	2.220	1	2.600	0	0	19	29.95
03/07/2020	11	12.96	12	21.78	2	2.760	1	3.250	1	0.420	27	41.17
04/07/2020	8	9.42	9	15.56	0	0	2	2.890	0	0.000	19	27.87
06/07/2020	15	14.19	16	20.29	3	6.84	3	4.310	2	2	39	47.49
07/07/2020	8	13.02	9	12.76	0	0	1	2.800	0	0	18	28.58
08/07/2020	9	11.9	11	19.39	2	4.09	1	3.590	0	0	23	38.97
09/07/2020	8	10.55	9	19.21	0	0	1	1.760	0	0	18	31.52
10/07/2020	10	11.38	11	18.97	1	2.2	1	3.690	3	2.22	26	38.46
11/07/2020	8	9.97	9	14.79	0	0	1	1.850	0	0	18	26.61
13/07/2020	19	18.22	19	36.6	5	12.65	2	4.390	0	0	45	71.86
14/07/2020	8	14.2	9	15.5	0	0	1	2.460	0	0	18	32.16
15/07/2020	11	11.5	12	15.74	1	2	2	2.830	0	0	26	32.07
16/07/2020	9	14.89	10	15.45	1	2	2	3.390	0	0	22	35.73
17/07/2020	10	13.57	11	22.77	2	4.220	1	1.950	0	0	24	42.51
18/07/2020	9	14.64	10	19.94	1	4.470	1	3.340	4	2.15	25	44.54
20/07/2020	18	22.6	18	31.8	4	8.660	2	3.010	0	0	42	66.07
21/07/2020	10	13.67	11	23	0	0	1	2.130	0	0	22	38.80
22/07/2020	12	16.3	12	20.82	2	5.300	1	1.730	0	0	27	44.15
23/07/2020	9	17.24	10	19.01	2	5.51	1	2.600	2	0.300	24	44.66
24/07/2020	10	16.32	11	18.74	0	0	1	2.800	4	2.57	26	40.43
25/07/2020	9	13.54	10	18.059	0	0.000	1	1.900	0	0	20	33.50
27/07/2020	12	27.6	18	33.95	2	1.660	1	2.000	0	0	33	65.21
28/07/2020	9	12.79	10	14.811	2	5.810	1	2.800	0	0	22	36.21
29/07/2020	11	12.65	12	17.25	2	4.430	1	1.240	0	0	26	35.57
30/07/2020	9	34.54	9	21.01	0	0	1	2.710	0	0	19	58.26
31/07/2020	8	9.98	9	14.95	1	3.4	1	1.820	0	0	19	30.15







Date: 15<sup>th</sup> July 2020

To,

Sub Regional Officer - I  
Maharashtra Pollution Control Board  
Civil Lines, Nagpur - 440010

Subject: Submission of Biomedical Waste Monthly Return for the Month of  
May & June 2020.

Respected Sir / Madam,

With Reference to the above subject we are hereby submitting the Biomedical  
waste monthly return for the month of May & June 2020. Please find enclosed  
the details of Biomedical waste generated for the Month of May & June 2020.

For HCG NCHRI Cancer Centre



The stamp is circular with a double border. The outer border contains the text 'HCG NCHRI CANCER CENTRE' at the top and 'NAGPUR' at the bottom, separated by two stars. The inner border contains the text 'A unit of HCG NCHRI oncology'. A blue ink signature is written across the center of the stamp.


Authorized Signatory



May 20

## HCG NCHRI CANCER CENTRE BIO MEDICAL WASTE MANAGEMENT LIST FOR THE MONTH OF MAY 2020

DATE	YELLOW GARBAGE		RED GARBAGE		BLUE GARBAGE		CYTOTOXIC GARBAGE		SHARP CONTAINER		Total Quantity	Total Weight (Kg)
	QUANTITY	WT IN KG	QUANTITY	WT IN KG	QUANTITY	WT IN KG	QUANTITY	WT IN KG	QUANTITY	WT IN KG		
1/05/2020	5	1.56	6	2.84	0	2.25	1	0.280	0	0	12	6.93
2/05/2020	5	2.84	5	3.72	0	0	0	0.000	0	0.000	10	6.56
4/05/2020	9	5.65	10	8.07	0	0	1	1.600	0	0	20	15.32
5/05/2020	6	6.29	7	9.67	1	1.25	1	1.300	1	0.400	16	18.91
6/05/2020	8	8.28	9	12.11	0	0	1	1.300	0	0.000	18	21.69
7/05/2020	8	8.49	9	10.35	0	0	1	1.690	1	0.900	19	21.43
8/05/2020	8	6.73	9	8.51	0	0	1	0.980	1	0.190	19	16.41
9/05/2020	8	13.23	8	15.54	0	0	0	0.000	0	0	16	28.77
11/05/2020	12	9.88	13	20.14	0	0	1	2.800	0	0	26	32.82
12/05/2020	8	6.18	8	10.65	0	0	1	1.950	0	0	17	18.78
13/05/2020	8	5.47	9	11.91	0	0	1	1.340	0	0	18	18.72
14/05/2020	7	5.15	8	8.53	0	0	1	1.150	0	0	16	14.83
15/05/2020	9	12.2	10	10.76	0	0	1	1.140	0	0	20	24.10
16/05/2020	8	8.75	9	12.34	0	0	1	2.650	1	0.400	19	24.14
18/05/2020	14	16.07	15	21.42	2	4.840	1	1.900	0	0	32	44.23
19/05/2020	8	8.01	9	11.63	0	0.000	1	1.800	0	0	18	21.44
20/05/2020	9	7.04	10	13.71	2	4	2	4.740	0	0	23	29.61
21/05/2020	7	5.16	8	8.71	0	0	1	3.230	0	0.000	16	17.10
22/05/2020	8	4.21	9	6.57	1	0.560	1	0.860	1	0.460	20	12.66
23/05/2020	8	6.65	9	11.53	1	7.53	1	0.568	0	0	19	26.28
25/05/2020	14	14.67	15	19.15	1	2	1	3.490	0	0	31	39.31
26/05/2020	9	6.35	9	7.67	0	0.000	0	0	0	0.000	18	14.02
27/05/2020	10	11.54	12	16.7	1	3.400	1	2.500	0	0	24	34.14
28/05/2020	9	9.86	10	13.3	1	1.920	1	4.250	1	0.920	22	30.25
29/05/2020	9	8.07	10	17.81	0	0	1	4.500	0	0	20	30.38
30/05/2020	8	5.39	9	14.07	0	0	2	3.600	0	0	19	23.06






June 20

## HCG NCHRI CANCER CENTRE BIO MEDICAL WASTE MANAGEMENT LIST FOR THE MONTH OF JUNE 2020

DATE	YELLOW GARBAGE		RED GARBAGE		BLUE GARBAGE		CYTOTOXIC GARBAGE		SHARP CONTAINER		Total Quantity	Total Weight (Kg)
	QUANTITY	WT IN KG	QUANTITY	WT IN KG	QUANTITY	WT IN KG	QUANTITY	WT IN KG	QUANTITY	WT IN KG		
01/06/2020	15	14.75	16	22.86	0	0.00	1	2.460	0	0	32	40.07
02/06/2020	8	6.7	9	9.66	1	1.630	1	1.400	0	0	19	19.39
03/06/2020	9	8.17	11	21.57	1	0.890	0	0.000	3	4	24	34.69
04/06/2020	8	5.83	8	10.57	1	3.1	0	0.000	1	0.900	18	20.40
05/06/2020	9	5.79	10	12.23	2	3.73	1	4.100	0	0	22	25.85
06/06/2020	8	7.29	9	11.06	0	0	1	0.300	0	0	18	18.65
08/06/2020	14	17.28	15	15.03	2	5.08	2	5.350	0	0	33	42.74
09/06/2020	7	4.82	8	8.93	0	0	1	2.000	0	0	16	15.75
10/06/2020	9	5.37	10	9.33	1	1.6	1	3.700	0	0	21	20.00
11/06/2020	9	6.87	10	9.46	1	1.908	1	2.610	0	0	21	20.85
12/06/2020	8	6.03	9	7.09	1	1.97	1	1.280	0	0	19	16.37
13/06/2020	9	10.44	10	9.94	1	1.12	1	0.860	0	0	21	22.36
15/06/2020	14	10.19	16	16.5	2	3.93	1	2.350	0	0	33	32.97
16/06/2020	8	5.75	9	10.29	0	0	2	2.640	0	0	19	18.68
17/06/2020	8	6.36	9	7.99	1	1.340	1	2.100	0	0	19	17.79
18/06/2020	8	6.36	9	7.99	1	1.340	1	2.100	0	0	16	21.49
18/06/2020	7	8.67	8	10.41	0	0.000	1	2.410	0	0	16	21.49
18/06/2020	7	8.67	8	10.41	0	0.000	1	2.410	0	0	19	29.98
19/06/2020	8	9.88	9	13.95	1	1.600	1	4.550	0	0	19	29.98
19/06/2020	8	9.88	9	13.95	0	0	1	3.200	0	0	18	25.43
20/06/2020	8	8.57	9	13.66	0	0	1	3.200	0	0	18	25.43
20/06/2020	8	8.57	9	13.66	4	9.240	1	3.200	0	0	36	57.27
22/06/2020	15	22.99	16	21.84	4	9.240	1	3.200	0	0	36	57.27
23/06/2020	7	12.36	8	12.44	1	2.43	1	1.230	0	0	17	28.46
23/06/2020	7	12.36	8	12.44	1	2.43	1	1.230	0	0	17	28.46
24/06/2020	8	10.57	9	14.31	2	2.84	1	3.580	2	1.96	22	33.26
24/06/2020	8	10.57	9	14.31	2	2.84	1	3.580	2	1.96	22	33.26
25/06/2020	8	10.57	9	14.31	2	2.84	1	3.580	2	1.96	20	36.15
25/06/2020	7	8.54	9	20.88	1	1.520	1	3.500	2	1.71	20	36.15
26/06/2020	8	10.49	9	16.44	1	0.970	1	4.530	1	0.900	20	33.33
26/06/2020	8	10.49	9	16.44	1	0.970	1	4.530	0	0	19	37.85
27/06/2020	8	11.17	10	24.88	0	0.000	1	1.800	0	0	19	37.85
27/06/2020	8	11.17	10	24.88	0	0.000	1	1.800	0	0	19	37.85
29/06/2020	16	16.82	12	25.36	5	8.730	2	2.330	0	0	35	53.24
29/06/2020	16	16.82	12	25.36	5	8.730	2	2.330	0	0	35	53.24
30/06/2020	8	13.35	9	16.64	0	0	1	1.250	0	0	18	31.24







**HCG NCHRI**  
**CANCER CENTRE**  
adding life to years

Date: 11<sup>th</sup> May 2020

To,


Sub Regional Officer – I  
Maharashtra Pollution Control Board  
Civil Lines, Nagpur – 440010

Subject: Submission of Biomedical Waste Monthly Return for the Month of April 2020.

Respected Sir / Madam,

With Reference to the above subject we are hereby submitting the Biomedical waste monthly return for the month of April 2020. Please find enclosed the details of Biomedical waste generated for the Month of April 2020.

For HCG NCHRI Cancer Centre



Authorized Signatory




April 20

## HCG NCHRI CANCER CENTRE

### BIO MEDICAL WASTE MANAGEMENT LIST FOR THE MONTH OF APRIL 2020

DATE	YELLOW GARBAGE		RED GARBAGE		BLUE GARBAGE		CYTOTOXIC GARBAGE		SHARP CONTAINER		Total Quantity	Total Weight (Kg)
	QUANTITY	WT IN KG	QUANTITY	WT IN KG	QUANTITY	WT IN KG	QUANTITY	WT IN KG	QUANTITY	WT IN KG		
01/04/2020	6	6.27	8	12.275	1	3.87	1	1.500	0	0	16	23.92
02/04/2020	8	4.57	10	8.6	0	0	1	1.500	1	0.320	20	14.99
03/04/2020	8	5.85	9	7.34	0	0	2	2.550	0	0	19	15.74
04/04/2020	9	6.52	10	8.91	1	1.7	1	1.500	1	0.120	22	18.75
06/04/2020	10	11.78	11	12.77	2	3.170	1	0.850	1	0.480	25	29.05
07/04/2020	7	7.35	8	8.02	0	0.00	1	1.440	0	0	16	16.81
08/04/2020	8	8.55	9	10.08	1	4.12	2	2.650	0	0	20	25.40
09/04/2020	8	6.6	10	10.17	0	0	1	1.700	1	0.340	20	18.81
10/04/2020	6	4.61	7	6.77	0	0	1	1.770	1	0.400	15	13.55
11/04/2020	8	6.23	9	12.38	0	0	1	1.650	1	0.400	19	20.66
13/04/2020	12	7.59	13	14.97	1	1.630	2	2.130	0	0	28	26.32
14/04/2020	7	7.45	8	10.65	2	5	2	2.050	0	0	19	25.15
15/04/2020	7	6.2	8	12.14	0	0	1	0.800	0	0	16	19.14
16/04/2020	8	4.24	9	7.43	1	2.110	2	1.660	0	0	20	15.44
17/04/2020	8	4.66	9	8.21	1	1.470	1	1.66	0	0	19	16.00
18/04/2020	6	2.49	8	7.26	1	1.680	2	2.26	0	0	17	13.69
20/04/2020	10	4.66	11	8.47	0	0	1	1.00	0	0	22	14.13
21/04/2020	7	7.31	8	11.4	0	0	1	1.1	1	1.560	17	21.37
22/04/2020	7	7.31	8	11.4	0	0	2	1.3	1	1	20	17.52
22/04/2020	8	6.06	9	9.16	0	0	2	1.3	1	1	20	17.52
23/04/2020	8	6.06	9	9.16	0	0	1	1.110	0	0	17	17.88
23/04/2020	7	3.77	8	10.54	1	2.46	1	1.110	0	0	17	17.88
24/04/2020	7	3.85	7	7.11	0	0	2	1.690	0	0	16	12.65
24/04/2020	7	3.85	7	7.11	0	0	1	1	1	0.370	19	14.53
25/04/2020	7	3.68	8	5.9	2	3.130	1	1	0	0	21	39.89
27/04/2020	10	17.36	10	12.83	1	9.700	0	0	0	0	8	6.10
28/04/2020	4	3.1	4	3	0	0.000	0	0	0	0	11	8.91
29/04/2020	5	3.09	5	2.82	1	3	0	0	0	0	11	8.91
30/04/2020	5	3.09	5	2.82	1	3	0	0	0	0	11	8.91
30/04/2020	6	2.27	7	6.05	0	0	1	2.4	1	0.36	15	11.08







Date: 16<sup>th</sup> April 2020

To,

Sub Regional Officer - I  
Maharashtra Pollution Control Board  
Civil Lines, Nagpur - 440010

Subject: Submission of Biomedical Waste Monthly Return for the Month of March 2020.

Respected Sir / Madam,

With Reference to the above subject we are hereby submitting the Biomedical waste monthly return for the month of March 2020. Please find enclosed the details of Biomedical waste generated for the Month of March 2020.

For HCG NCHRI Cancer Centre

Authorized Signatory



March 20

## HCG NCHRI CANCER CENTRE

### BIO MEDICAL WASTE MANAGEMENT LIST FOR THE MONTH OF MARCH 2020

DATE	YELLOW GARBAGE		RED GARBAGE		BLUE GARBAGE		CYTOTOXIC GARBAGE		SHARP CONTAINER		Total Quantity	Total Weight (Kg)
	QUANTITY	WT IN KG	QUANTITY	WT IN KG	QUANTITY	WT IN KG	QUANTITY	WT IN KG	QUANTITY	WT IN KG		
02/03/2020	14	10.02	14	15.3	1	4.29	1	1.980	1	0.170	31	31.76
03/03/2020	9	9.81	10	12.75	1	0.680	2	6.380	0	0	22	29.62
04/03/2020	9	13.81	11	26.69	1	2.60	1	6.750	0	0.00	22	49.85
05/03/2020	10	13.63	11	14.79	0	0	1	2.250	1	1	23	31.67
06/03/2020	9	11.05	10	12.14	1	1.590	1	2.530	0	0	21	27.31
07/02/2020	9	8.88	10	15.44	4	18.83	1	5.8	0	0	24	48.99
09/03/2020	15	13.17	16	15.69	0	0.00	1	0.850	1	1.150	33	30.86
11/03/2020	15	13.99	16	17.64	1	0.430	1	8.51	0	0.00	33	40.57
12/03/2020	8	7.07	10	17.11	0	0	1	5.850	2	2.711	21	32.74
13/03/2020	10	9.74	11	11.14	1	6.19	2	4.19	0	0	24	31.26
14/03/2020	8	8.67	9	10.78	0	0	1	2.150	1	0.480	19	22.08
16/03/2020	17	12.82	18	17.19	0	0	2	6.700	1	0.180	38	36.89
17/03/2020	9	10.35	10	15.24	0	0	2	7.950	1	0.150	22	33.69
18/03/2020	9	9.51	10	11.15	0	0	2	4.250	0	0	21	24.91
19/03/2020	7	8.44	8	8.13	1	2.720	2	5.28	1	0.100	19	24.67
20/03/2020	8	10.62	9	9.99	1	2.720	2	4.16	0	0	20	27.49
21/03/2020	9	10.99	11	22.58	1	2.450	1	1.15	1	1.600	23	38.77
23/03/2020	15	14.39	16	16.85	1	1.530	1	1.81	1	1.200	34	35.78
24/03/2020	11	12.48	12	19.49	1	0.630	1	1.39	0	0	25	33.99
25/03/2020	9	7.48	10	9.15	2	6.1	1	0.900	0	0	22	23.63
26/03/2020	6	4.86	6	2.76	1	3.47	0	0	0	0	13	11.09
27/03/2020	8	11.57	9	9.93	0	0	1	2.400	0	0	18	23.90
28/03/2020	7	8.08	8	13.84	0	0	1	2.800	0	0	16	24.72
30/03/2020	12	10.52	13	13.45	1	2.800	1	1	0	0	27	27.77
31/03/2020	16	5.22	7	6.94	0	0	1	1.800	0	0	24	13.96







Date: 12<sup>th</sup> March 2020

To,

Sub Regional Officer – I  
Maharashtra Pollution Control Board  
Civil Lines, Nagpur – 440010

Subject: Submission of Biomedical Waste Monthly Return for the Month of Feb 2020.

Respected Sir / Madam,

With Reference to the above subject we are hereby submitting the Biomedical waste monthly return for the month of Feb 2020. Please find enclosed the details of Biomedical waste generated for the Month of Feb 2020.

For HCG NCHRI Cancer Centre

Authorized Signatory



## HCG NCHRI CANCER CENTRE

### BIO MEDICAL WASTE MANAGEMENT LIST FOR THE MONTH OF FEB 2020

DATE	YELLOW GARBAGE		RED GARBAGE		BLUE GARBAGE		CYTOTOXIC GARBAGE		SHARP CONTAINER		Total Quantity	Total Weight (Kg)
	QUANTITY	WT IN KG	QUANTITY	WT IN KG	QUANTITY	WT IN KG	QUANTITY	WT IN KG	QUANTITY	WT IN KG		
01/02/2020	10	11.78	12	15.66	2	6.02	2	8.25	0	0	26	41.71
03/02/2020	18	14.7	18	18.44	0	0	1	1.950	0	0	37	35.09
04/02/2020	11	13.47	12	13.86	2	3.59	2	4.53	4	3.55	31	39
05/02/2020	8	6.92	9	10.13	1	0.86	2	3.87	0	0	20	21.78
06/02/2020	9	6.83	10	12.88	0	0	1	4.20	0	0	20	23.91
07/02/2020	9	6.92	10	14.35	1	3.63	2	4.7	1	0.500	23	30.1
08/02/2020	9	9.06	10	14.42	1	3.37	1	4.150	0	0	21	31
10/02/2020	15	16.59	17	18.09	0	0	2	6.87	2	0.85	36	42.4
11/02/2020	9	15.58	10	10.56	0	0	1	3.150	3	1.21	23	30.5
12/02/2020	10	10	11	19.16	0	0	2	7.41	0	0	23	36.57
13/02/2020	10	7.47	11	13.48	3	6.97	1	2.850	1	0.400	26	31.17
14/02/2020	9	10.38	10	13.22	0	0	2	3.280	1	0.450	22	27.33
15/02/2020	9	7.91	10	10.62	0	0	1	3.600	0	0	20	22.13
17/02/2020	15	17.5	16	22.73	1	1.58	2	2.750	0	0	34	44.56
18/02/2020	9	10.1	10	15.71	0	0	1	3.34	0	0	20	29.15
19/02/2020	9	7.87	10	9.28	0	0	1	3.46	0	0	20	20.61
20/02/2020	9	5.91	10	8.98	1	2.12	1	2.9	0	0	21	19.91
21/02/2020	9	5.31	10	10.76	1	4.52	1	1.19	1	1.9	22	23.68
22/02/2020	4	2.54	4	2.97	1	1.99	0	0	0	0	9	7.5
24/02/2020	13	9.69	14	15.61	0	0	2	6.35	0	0	29	31.65
25/02/2020	12	14.25	12	17.18	0	0	2	9.049	0	0	26	40.479
26/02/2020	9	6.53	11	16.54	2	5.42	1	5.830	0	0	23	34.32
27/02/2020	10	12.54	10	11.04	0	0	1	2.12	1	0.420	22	26.12
28/02/2020	9	8.63	10	8.8	0	0	1	4.73	0	0	20	22.16
29/02/2020	8	6.87	9	11.83	0	0	1	2.50	0	0	18	21.2







Date: 17<sup>th</sup> Feb 2020

To,

Sub Regional Officer – I  
Maharashtra Pollution Control Board  
Civil Lines, Nagpur – 440010

Subject: Submission of Biomedical Waste Monthly Return for the Month of Jan 2020.

Respected Sir,

With Reference to the above subject we are hereby submitting the Biomedical waste monthly return for the month of Jan 2020. Please find enclosed the details of Biomedical waste generated for the Month of Jan 2020.

For HCG NCHRI Cancer Centre

  
17/2/2020  
Authorized Signatory



Jan 20

## HCG NCHRI CANCER CENTRE

### BIO MEDICAL WASTE MANAGEMENT LIST FOR THE MONTH OF JAN 2020

DATE	YELLOW GARBAGE		RED GARBAGE		BLUE GARBAGE		CYTOTOXIC GARBAGE		SHARP CONTAINER		Total Quantity	Total Weight (Kg)
	QUANTITY	WT IN KG	QUANTITY	WT IN KG	QUANTITY	WT IN KG	QUANTITY	WT IN KG	QUANTITY	WT IN KG		
01/01/2020	10	6.11	11	10.12	1	1.720	1	3.220	0	0	23	21.17
02/01/2020	9	9.11	12	11.3	1	2.30	1	4.200	0	0	23	26.91
03/01/2020	8	4.61	9	8.88	0	0	2	5.6	1	0.460	20	19.55
04/01/2020	9	6.26	11	11.47	0	0	1	2.700	0	0	21	20.43
06/01/2020	14	9.66	12	15.67	1	1.340	1	2.150	1	0.460	29	29.28
07/01/2020	10	9.09	10	12.99	3	5.18	1	2.700	0	0	24	29.96
08/01/2020	9	7.29	11	17.45	1	1.780	2	8.7	1	1.400	24	36.62
09/01/2020	9	7.3	10	11.46	1	2.880	2	2.73	1	1.20	23	25.57
10/01/2020	10	8.15	10	12.06	1	2.500	1	3.350	0	0	22	26.06
11/01/2020	9	4.74	10	9.11	0	0	1	2.950	1	0.440	21	17.24
13/01/2020	15	16.25	16	13.24	1	1.660	1	4.500	1	0.670	34	36.32
14/01/2020	9	12.29	10	12.61	1	0.600	1	4.110	0	0	21	29.61
15/01/2020	9	11.69	11	20.74	0	0	2	0.840	2	0.840	24	34.11
16/01/2020	10	14.54	11	14.65	0	0	1	2.580	0	0	22	31.77
17/01/2020	9	6.37	10	11.12	0	0	1	7	0	0	20	24.49
18/01/2020	9	8.31	10	12.29	0	0	1	3	0	0	20	23.6
20/01/2020	15	11.72	16	19.8	2	4.41	2	4.67	3	2.01	38	42.61
21/01/2020	9	11.61	10	13.15	1	1.890	3	4.86	0	0	23	31.51
22/01/2020	9	19.7	9	10.45	2	9.82	2	5.31	0	0	22	45.28
23/01/2020	9	8.65	10	10.36	0	0	1	5.100	0	0	20	24.11
24/01/2020	9	12.33	10	12.17	0	0	1	5.420	1	0.550	21	30.47
25/01/2020	9	5.79	10	9.73	1	3.100	1	1.950	1	1.680	22	22.25
27/01/2020	14	8.09	15	12.85	0	0	2	6.35	1	0.700	32	27.99
28/01/2020	9	7.5	10	9.37	1	2.730	2	6.16	0	0	22	25.76
29/01/2020	8	5.23	9	11.89	1	1.750	1	3.570	0	0	19	22.44
30/01/2020	11	14.19	11	16.33	0	0	1	5	0	0	23	35.52
31/01/2020	11	10.9	11	13.22	0	0	1	5.13	1	0.450	24	29.7





To,  
Sub Regional Officer - I  
Maharashtra Pollution Control Board  
Civil Lines, Nagpur - 440010

Date: 22<sup>nd</sup> Feb. 2019

**Subject:** Submission of Biomedical Waste Monthly return for the month  
of ~~February~~ 2019  
January

Respected Sir,

With reference to the above subject we are hereby submitting the biomedical  
waste monthly return for the month of February. Please find enclosed the  
details of biomedical waste generated for the month of ~~February~~ 2019.  
January

For HCG NCHRI CANCER CENTRE



AUTHORIZED SIGNATORY





## BIO MEDICAL WASTE MANAGEMENT LIST

SR. NO.	DATE	YELLOW GARBAGE		RED GARBAGE		BLUE GARBAGE		CYTOTOXIC GARBAGE		SHARP CONTAINER		Total Quantity	Total Weight
		QUANTITY	WT IN KG	QUANTITY	WT IN KG	QUANTITY	WT IN KG	QUANTITY	WT IN KG	QUANTITY	WT IN KG		
1	01/01/19	10	4.86	11.00	8	3	5.26	2	5.92	1	0.38	27.00	24.42
2	02/01/19	10	6.18	10	4.85	0	0	1	1.94	0	0	21.00	12.97
3	03/01/19	10	6.9	10	9.33	0	0	1	5.95	0	0	21.00	22.18
4	04/01/19	11	5.41	16	9.42	2	2.46	1	6.24	0	0	30.00	23.53
5	05/01/19	12	6.95	14	8.56	1	0.5	1	2.32	0	0	28.00	18.33
6	07/01/19	20	12.46	21	16.65	1	4.45	1	3.24	0	0	43.00	36.8
7	08/01/19	10	8.44	9	7.1	0	0	1	4.86	1	0.42	21.00	20.82
8	09/01/19	11	11.79	12	11.39	3	3.65	2	3.2	0	0	28.00	30.03
9	10/01/19	12	9.83	11	10.57	1	2.62	1	3.43	2	3	27.00	29.45
10	11/01/19	9	6.61	9	6.61	1	2.3	2	9.83	0	0	21.00	25.35
11	12/01/19	8	6.3	9.00	10.65	2	6.48	1	5.1	2	2.25	22.00	30.78
12	14/01/19	14	8.23	16	11.28	2	1.87	1	2.47	0	0	33.00	23.85
13	15/01/19	9	5.66	11	8.9	1	4.44	2	5.7	0	0	23.00	24.7
14	16/01/19	10	9.69	11	10.84	2	1.89	1	1.81	0	0	24.00	24.23
15	17/01/19	12	7.92	12	8.4	2	1.57	1	3.9	0	0	27.00	21.79
16	18/01/19	15	9.53	15	13.99	2	1.65	2	7.5	0	0	34.00	32.67
17	19/01/19	12	11.34	11	11.15	1	7	2	7.6	0	0	26.00	37.09
18	21/01/19	17	9.74	21	25.65	1	1.4	2	3.99	0	0	41.00	40.78
19	22/01/19	8	6.34	9	7.97	1	1.32	1	6.15	0	0	19.00	21.78
20	23/01/19	10	7.85	15	12.8	3	7.96	1	3.69	1	35	30.00	67.3
21	24/02/19	11	7.42	10	11.98	2	1.93	1	2.1	0	0	24.00	23.43
22	25/01/19	12	7.14	13	9.65	0	0	1	5.54	2	3.4	28.00	25.73
23	28/01/19	22	13.16	26	29.31	2	5.14	2	5.88	0	0	52.00	53.49
24	29/01/19	9	10.1	10	14.3	1	1.59	1	5.42	0	0	21.00	31.41
25	30/01/19	9	6.54	10	8.17	2	7.13	1	3.71	0	0	22.00	25.55
26	31/01/19	9	3.19	9	6.38	2	3.33	1	1.36	0	0	21.00	14.26





Date: 15<sup>th</sup> Jan 2020

To,

Sub Regional Officer - I  
Maharashtra Pollution Control Board  
Civil Lines, Nagpur - 440010

Subject: Submission of Biomedical Waste Monthly Return for the Month of Dec 2019.

Respected Sir,

With Reference to the above subject we are hereby submitting the Biomedical waste monthly return for the month of Dec 2019 Please find enclosed the details of Biomedical waste generated for the Month of Dec 2019.

For HCG NCHRI Cancer Centre

Authorized Signatory



## HCG NCHRI CANCER CENTRE .

### BIO MEDICAL WASTE MANAGEMENT LIST FOR THE MONTH OF DEC 2019

DATE	YELLOW GARBAGE		RED GARBAGE		BLUE GARBAGE		CYTOTOXIC GARBAGE		SHARP CONTAINER		Total Quantity	Total Weight (Kg)
	QUANTITY	WT IN KG	QUANTITY	WT IN KG	QUANTITY	WT IN KG	QUANTITY	WT IN KG	QUANTITY	WT IN KG		
02/12/2019	13	21.04	14	19.1	2	8.4	2	8.65	1	0.46	32	57.65
03/12/2019	9	18.26	10	12.38	1	0.77	1	3.58	0	0	21	34.99
04/12/2019	10	14.2	11	15.72	2	3.53	2	7.83	1	0.51	26	41.79
05/12/2019	10	14.5	10	11.43	1	3.54	2	7.98	0	0	23	37.45
06/12/2019	9	13.32	10	16.18	0	0	2	6.88	0	0	21	22.71
07/12/2019	10	13.93	11	9.55	0	0	2	4.93	0	0	23	28.410
09/12/2019	14	10.75	15	12.59	1	1.57	2	3.95	1	0.29	33	29.15
10/12/2019	9	9.25	10	10.74	0	0	1	3.4	0	0	20	23.39
11/12/2019	9	8.46	10	9.7	0	0	1	6.96	0	0	20	25.120
12/12/2019	6	5.35	7	5.83	1	2.12	1	4	0	0	15	17.3
13/12/2019	8	8.75	9	10.59	0	0	1	6.7	1	0.5	19	26.54
14/12/2019	10	6.5	10	8.04	0	0	1	6.1	0	0	21	20.64
16/12/2019	16	14.07	17	13.43	1	2.4	3	9.95	2	2.09	39	41.94
17/12/2019	9	10.29	11	10.44	0	0	1	3	0	0	21	23.730
18/12/2019	9	9.6	10	11.73	0	0	1	4.2	1	1.25	21	26.78
19/12/2019	9	7.03	10	7.87	0	0	1	5.65	0	0	20	20.55
20/12/2019	8	6.02	10	8.07	1	0.31	2	8.02	0	0	21	22.42
21/12/2019	11	8.65	10	7.15	1	3.46	2	5.43	1	1.6	25	29.59
23/12/2019	15	12.66	17	19.29	1	2.63	1	4.1	1	0.41	35	39.09
24/12/2019	9	8.02	10	13.27	0	0	1	4.2	0	0	20	25.49
25/12/2019	9	8.5	12	10.66	1	2.2	1	8.18	1	0.46	24	30
26/12/2019	8	8.69	10	8.96	0	0	0	0	2	0.58	20	18.23
27/12/2019	9	6.82	10	10.38	0	0	1	9.1	0	0	20	26.3
28/12/2019	8	5.06	10	8.73	1	5.16	1	7.24	1	0.44	21	26.63
30/12/2019	17	8.06	8	13.48	0	0	2	6.63	1	0.46	28	27.67
31/12/2019	10	7.48	11	11.48	0	0	1	2.23	1	0.43	23	27.67







Date: 09<sup>th</sup> Dec 2019

To,

Sub Regional Officer - I  
Maharashtra Pollution Control Board  
Civil Lines, Nagpur - 440010

Subject: Submission of Biomedical Waste Monthly Return for the Month of  
Nov 2019.

Respected Sir,

With Reference to the above subject we are hereby submitting the Biomedical waste monthly return for the month of Nov 2019 Please find enclosed the details of Biomedical waste generated for the Month of Nov 2019.

For HCG NCHRI Cancer Centre

A handwritten signature in black ink is written over a circular purple stamp. The stamp contains the text 'HCG NCHRI CANCER CENTRE', 'Unit of HCG NCHRI Oncology LLP', and 'Indore, M.P.' around the perimeter.

Authorized Signatory



## HCG NCHRI CANCER CENTRE ·

### BIO MEDICAL WASTE MANAGEMENT LIST FOR THE MONTH OF NOV 2019

DATE	YELLOW GARBAGE		RED GARBAGE		BLUE GARBAGE		CYTOTOXIC GARBAGE		SHARP CONTAINER		Total Quantity	Total Weight (Kg)
	QUANTITY	WT IN KG	QUANTITY	WT IN KG	QUANTITY	WT IN KG	QUANTITY	WT IN KG	QUANTITY	WT IN KG		
01/11/2019	8	5.42	9	6.52	1	0.51	2	6.85	0	0	20	19.3
02/11/2019	11	14.76	11	15.07	1	2.4	1	2.1	0	0	24	34.33
04/11/2019	14	14.09	15	16.95	3	6	1	5.21	0	0	33	42.25
05/11/2019	10	12.89	9	14.35	0	0	1	1.7	0	0	20	28.94
06/11/2019	9	8.75	11	11.81	0	0	2	5.11	1	0.41	23	22.71
07/11/2019	10	7.51	11	9.56	0	0	1	2.21	1	1.28	23	20.560
08/11/2019	10	9.8	11	14.29	0	0	1	5.13	2	2.8	24	32.02
09/11/2019	11	12.75	12	17.48	2	4.611	1	3	1	0.43	27	38.271
11/11/2019	15	17.88	15	20.64	1	1.1	1	3	1	1.28	33	43.900
12/11/2019	9	12.44	10	19.9	1	3.18	2	6.97	0	0	22	42.49
13/11/2019	9	9.47	10	16.7	1	2.81	1	10.12	1	0.45	22	39.55
14/11/2019	9	8.47	10	15.78	0	0	1	6	0	0	20	30.25
15/11/2019	8	9.15	9	10.72	2	4.82	1	4	1	0.44	21	29.13
16/11/2019	10	8.94	12	12.78	1	1.900	1	5.91	0	0	24	29.530
18/11/2019	16	19.329	12	20.99	2	9.86	2	7.92	0	0	32	58.099
19/11/2019	10	8.27	11	10.49	1	1.8	1	6.26	1	1.56	24	28.38
20/11/2019	9	11.66	11	12.84	0	0	1	9.72	1	0.95	22	35.17
21/11/2019	10	13.755	14	20.673	3	13.566	1	5.35	2	1.95	30	29.59
22/11/2019	10	12.3	10	14.98	1	2.3	3	12.41	0	0	24	41.99
23/11/2019	10	8.36	11	11.92	0	0	1	6.45	0	0	22	26.73
25/11/2019	16	20.911	17	23.72	1	2.9	2	9.711	0	0	36	57.242
26/11/2019	10	13.43	11	14.62	0	0	2	6.69	0	0	23	34.74
27/11/2019	9	11.57	10	11.96	2	5.33	2	5.72	1	1.8	24	36.38
28/11/2019	8	11.27	9	20.45	0	0	1	2.5	0	0	18	34.22
29/11/2019	9	8.98	10	15.77	1	2.88	1	5.83	0	0	21	27.67
30/11/2019	8	8.98	9	11.3	0	0	1	3.2	0	0	18	27.67







Date: 09<sup>th</sup> Nov 2019

To,

Sub Regional Officer - I  
Maharashtra Pollution Control Board  
Civil Lines, Nagpur - 440010

Subject: Submission of Biomedical Waste Monthly Return for the Month of Oct 2019.

Respected Sir,

With Reference to the above subject we are hereby submitting the Biomedical waste monthly return for the month of Oct 2019 Please find enclosed the details of Biomedical waste generated for the Month of Oct 2019.

For HCG NCHRI Cancer Centre


Authorized Signatory



## HCG NCHRI CANCER CENTRE

### BIO MEDICAL WASTE MANAGEMENT LIST FOR THE MONTH OF OCT 2019

DATE	YELLOW GARBAGE		RED GARBAGE		BLUE GARBAGE		CYTOTOXIC GARBAGE		SHARP CONTAINER		Total Quantity	Total Weight (Kg)
	QUANTITY	WT IN KG	QUANTITY	WT IN KG	QUANTITY	WT IN KG	QUANTITY	WT IN KG	QUANTITY	WT IN KG		
01/10/2019	9	8.59	10	22.72	1	1.67	1	3.1	2	0.65	23	36.73
02/10/2019	8	7.44	10	11.79	0	0	1	2.38	0	0	19	21.61
03/10/2019	6	3.74	6	11.05	1	2.5	0	0	0	0	13	17.29
04/10/2019	7	6.35	8	22.51	1	0.3	2	4.61	1	0.43	19	34.2
05/10/2019	10	45.23	10	8.28	0	0	2	5.35	0	0	22	22.71
07/10/2019	9	6.9	11	7.89	2	4.480	1	5.98	0	0	23	25.250
08/10/2019	8	4.61	7	7.9	0	0	1	5.2	0	0	16	17.71
09/10/2019	4	4.11	4	5.28	0	0	0	0	0	0	8	9.39
10/10/2019	8	7.51	9	8.77	3	7.9	2	6.8	0	0	22	30.980
11/10/2019	11	10.87	12	13.37	0	0	1	4.58	0	0	24	28.82
12/10/2019	11	13.636	11	9.63	1	1.88	2	9.45	0	0	25	34.596
14/10/2019	14	12.47	15	13.36	0	0	1	3.68	0	0	30	29.51
15/10/2019	10	13.38	10	8.26	1	1.44	2	8.9	0	0	23	31.98
16/10/2019	9	6.02	9	11.43	2	4.280	1	2.8	0	0	21	24.530
17/10/2019	9	12.86	10	8.1	1	2.75	1	2.89	0	0	21	26.6
18/10/2019	9	3.7	11	11.04	1	1.74	3	12.62	1	1.2	25	30.3
19/10/2019	9	3.65	9	8.77	2	2.85	1	3.1	0	0	21	18.37
21/10/2019	14	18.33	12	20.58	1	1.9	1	3.82	0	0	28	29.59
22/10/2019	7	7.44	8	9.61	0	0	2	2.95	0	0	17	20
23/10/2019	9	14.13	10	10.34	1	0.97	1	2.28	0	0	21	27.72
24/10/2019	11	9.75	10	10.3	1	0.54	1	3.57	0	0	23	24.16
25/10/2019	8	7.71	11	14.02	0	0	2	4.15	0	0	21	25.88
26/10/2019	8	7.57	8	13.55	2	3.91	2	4.72	1	1.32	21	31.07
28/10/2019	14	13.34	15	16.99	1	2.71	1	3.15	1	0.75	32	36.94
29/10/2019	3	5.96	3	6.26	1	6.15	0	0	0	0	7	27.67
30/10/2019	4	5.53	4	6.27	1	4.57	0	0	0	0	9	27.67
31/10/2019	9	10.22	11	15.44	1	3.82	2	6.28	0	0	23	27.67







Date: 21<sup>th</sup> Sep 2019

To,

Sub Regional Officer – I  
Maharashtra Pollution Control Board  
Civil Lines, Nagpur – 440010

Subject: Submission of Biomedical Waste Monthly Return for the Month of Sep 2019.

Respected Sir,

With Reference to the above subject we are hereby submitting the Biomedical waste monthly return for the month of Sep 2019 Please find enclosed the details of Biomedical waste generated for the Month of Sep 2019.

For HCG NCHRI Cancer Centre

A handwritten signature in blue ink is written over a circular purple stamp. The stamp contains the text 'HCG NCHRI CANCER CENTRE' around the top edge and 'HCG NCHRI ONCOLOGY LLP' around the bottom edge.

Authorized Signatory



## HCG NCHRI CANCER CENTRE BIO MEDICAL WASTE MANAGEMENT LIST FOR THE MONTH OF SEP 2019

DATE	YELLOW GARBAGE		RED GARBAGE		BLUE GARBAGE		CYTOTOXIC GARBAGE		SHARP CONTAINER		Total Quantity	Total Weight (Kg)
	QUANTITY	WT IN KG	QUANTITY	WT IN KG	QUANTITY	WT IN KG	QUANTITY	WT IN KG	QUANTITY	WT IN KG		
02/09/2019	15	12.59	16	15.68	1	5.6	1	2.9	1	1.32	34	38.09
03/09/2019	7	16.21	7	8.47	1	2.7	0	0	0	0	15	27.38
04/09/2019	8	15.65	8	15.94	0	0	2	6.74	0	0	18	38.33
05/09/2019	9	8.71	11	11.61	1	0.8	2	4.75	1	0.41	24	26.28
06/09/2019	9	8.42	10	9.91	1	1.72	2	7.55	1	1.15	23	22.71
07/09/2019	12	13.36	12	13.38	1	2.730	2	9.38	0	0	27	38.850
09/08/2019	15	16.69	16	18.34	6	15.87	1	3.32	0	0	38	54.22
10/09/2019	8	6.59	9	11.52	1	1.2	2	5.23	0	0	20	24.54
11/09/2019	9	11.91	10	12.01	1	0.93	1	1.95	0	0.000	21	26.800
12/09/2019	8	3.78	8	10.45	1	4.38	1	1.85	0	0	18	20.46
13/09/2019	8	6.26	9	9.86	0	0	1	2.5	0	0	18	18.62
14/09/2019	10	12.83	10	11.91	2	3.25	2	4.58	1	0.66	25	33.23
16/09/2019	6	22.04	19	22.76	1	1.4	3	10.01	0	0	29	56.21
17/09/2019	9	9.34	10	8.37	0	0.000	2	7.73	0	0	21	25.440
18/09/2019	9	13.66	10	13.09	1	0.9	2	11.33	0	0	22	38.98
19/09/2019	9	10.27	10	15.31	2	8.35	2	7.41	0	0	23	41.34
20/09/2019	10	7.21	10	8.61	1	1.66	2	3.38	0	0	23	20.86
21/09/2019	8	3.99	10	12.07	2	4	3	12.46	0	0	23	29.59
23/09/2019	14	13.83	15	22.13	1	2.37	2	3.61	1	0.41	33	42.35
24/09/2019	7	9.73	8	10.54	1	3.4	1	3.4	0	0	17	27.07
25/09/2019	11	5.37	13	14.38	2	2.31	2	5.32	0	0	28	27.38
26/09/2019	8	6.76	29	8.59	1	1.28	2	6.52	0	0	40	23.15
27/09/2019	7	3.11	8	7.72	0	0	2	7.05	0	0	17	17.88
28/09/2019	9	5.73	10	9.06	3	2.97	1	2.28	1	1.33	24	21.37
30/09/2019	12	9.37	13	16.3	1	3.13	1	3.2	0	0	27	27.67







Date: 24<sup>th</sup> Aug 2019

To,

Sub Regional Officer - I  
Maharashtra Pollution Control Board  
Civil Lines, Nagpur - 440010

Subject: Submission of Biomedical Waste Monthly Return for the Month of Aug 2019.

Respected Sir,

With Reference to the above subject we are hereby submitting the Biomedical waste monthly return for the month of Aug 2019 Please find enclosed the details of Biomedical waste generated for the Month of Aug 2019.

For HCG NCHRI Cancer Centre

Authorized Signatory



## HCG NCHRI CANCER CENTRE

### BIO MEDICAL WASTE MANAGEMENT LIST FOR THE MONTH OF AUG 2019

DATE	YELLOW GARBAGE		RED GARBAGE		BLUE GARBAGE		CYTOTOXIC GARBAGE		SHARP CONTAINER		Total Quantity	Total Weight (Kg)
	QUANTITY	WT IN KG	QUANTITY	WT IN KG	QUANTITY	WT IN KG	QUANTITY	WT IN KG	QUANTITY	WT IN KG		
01/08/2019	8	3.34	9	7.5	1	5.44	2	6.7	0	0	20	22.98
02/08/2019	7	5.44	8	7.22	2	1.33	0	0	0	0	17	13.99
03/08/2019	7	5.65	8	8.58	1	0.868	2	7.7	0	0	18	22.798
05/08/2019	11	10.39	11	9.52	1	2.19	2	3.88	0	0	25	25.98
06/08/2019	8	3.68	10	4.67	0	0	2	6.18	0	0	20	22.71
07/08/2019	7	7.22	9	7.05	1	0.740	2	8.16	0	0	19	23.170
08/08/2019	8	25.99	10	8.34	0	0	2	10.56	0	0	20	44.89
09/08/2019	7	2.18	8	4.79	1	2.6	2	7.7	0	0	18	17.27
10/08/2019	8	3.02	11	6.48	2	2.24	2	7.71	1	0.410	24	19.860
12/08/2019	14	6.95	15	9.9	1	2.83	2	5.49	0	0	32	25.17
13/08/2019	8	2.32	9	4.86	0	0	2	8.39	0	0	19	15.57
14/08/2019	8	4.09	10	7.63	0	0	2	5.96	0	0	20	17.68
16/08/2019	14	5.43	15	11.65	0	0	2	7.54	1	1.5	32	26.12
17/08/2019	9	3.51	11	10.77	1	0.530	2	7.86	0	0	23	22.670
19/08/2019	12	6.1	13	16.09	4	6.1	3	7.74	0	0	32	36.03
20/08/2019	9	4.27	12	12.54	0	0	2	9.15	0	0	23	25.96
21/08/2019	10	11.23	11	14.1	2	4.21	2	7.76	2	0.763	27	38.063
22/08/2019	9	6.74	12	8.98	3	9.53	2	5.5	0	0	26	29.59
23/08/2019	7	9.15	8	8.78	2	5.2	2	4.05	0	0	19	27.18
24/08/2019	8	7.01	10	10.16	2	4.5	2	4.85	0	0	22	26.52
26/08/2019	13	13.7	14	13.26	1	2.1	1	5.3	0	0	29	34.36
27/08/2019	8	9.72	9	11.82	1	1.7	3	11.3	0	0	21	34.54
28/08/2019	10	8.54	11	11.58	4	7.09	3	5.93	5	5.8	33	38.94
29/08/2019	8	6.08	9	10.15	0	0	2	8.2	1	1.2	20	25.63
30/08/2019	8	8.76	10	9.66	0	0	2	6.31	0	0	20	27.67
31/08/2019	11	5.94	13	10.98	1	0.770	2	8	0	0	27	25.690







Date: 20<sup>th</sup> Aug 2019

To,

Sub Regional Officer - I  
Maharashtra Pollution Control Board  
Civil Lines, Nagpur - 440010

Subject: Submission of Biomedical Waste Monthly Return for the Month of July 2019.

Respected Sir,

With Reference to the above subject we are hereby submitting the Biomedical waste monthly return for the month of July 2019 Please find enclosed the details of Biomedical waste generated for the Month of July 2019.

For HCG NCHRI Cancer Centre

A handwritten signature in blue ink is written over a circular purple stamp. The stamp contains the text: "HCG NCHRI CANCER CENTRE", "A unit of HCG NCHRI ONCOLOGY", and "NAGPUR".

Authorized Signatory



## HCG NCHRI CANCER CENTRE

### BIO MEDICAL WASTE MANAGEMENT LIST FOR THE MONTH OF JULY 2019

DATE	YELLOW GARBAGE		RED GARBAGE		BLUE GARBAGE		CYTOTOXIC GARBAGE		SHARP CONTAINER		Total Quantity	Total Weight (Kg)
	QUANTITY	WT IN KG	QUANTITY	WT IN KG	QUANTITY	WT IN KG	QUANTITY	WT IN KG	QUANTITY	WT IN KG		
01/07/19	16	7.55	18	13.89	2	2.22	1	2.65	2	1.6	39	27.91
02/07/19	11	12.36	11	12.68	2	4.22	2	4.99	0	0	26	34.25
03/07/19	10	8.12	12	13.31	1	1.1	3	9.6	1	350 GRM	27	32.48
04/07/19	10	5.06	12	15.19	1	1.5	2	7.72	0	0	25	29.47
05/07/19	8	4.7	10	10.29	0	0	3	7.29	1	430 GRM	22	22.71
06/07/19	10	6.27	11	8.16	0	0	3	9.13	0	0	24	23.56
08/07/19	17	10.9	18	16	3	10.58	3	6.01	0	0	41	43.49
09/07/19	14	13.75	16	16.59	2	2.77	2	5	0	0	34	38.11
10/07/19	9	1.64	11	7.81	1	1.2	2	4.34	0	0	23	14.99
11/07/19	10	5.84	12	5.69	0	0	2	7	0	0	24	18.53
12/07/19	10	5.53	12	10.58	0	0	1	8.9	0	0	23	25.01
13/07/19	8	5.54	10	9	0	0	3	8.14	0	0	21	22.68
15/07/19	13	10.99	16	14.77	2	1.66	3	11.72	0	0	34	39.14
16/07/19	8	6.24	8	6.68	3	4.66	2	7.1	1	1.61	22	26.29
17/07/19	12	9.9	11	7.8	1	1.14	2	9.9	1	1.37	27	30.11
18/07/19	9	4.47	10	5.6	0	0	2	8.8	0	0	21	18.87
19/07/19	11	5.91	13	6.54	1	4.97	2	10.12	0	0	27	27.54
20/07/19	11	12.43	12	8.27	1	940 GRM	2	7.95	0	0	26	29.59
22/07/19	12	10.25	15	10	1	1.6	2	5.73	0	0	30	27.58
23/07/19	6	6	8	3.77	1	1.32	2	6.95	0	0	17	18.04
24/07/19	10	10.5	12	12.02	2	2.57	3	9.44	0	0	27	34.53
25/07/19	9	7.26	11	8.5	2	7.52	2	10.51	0	0	24	33.79
26/07/19	10	8.17	11	11.9	0	0	1	7	0	0	22	27.07
27/07/19	13	6.55	15	12.71	1	1.1	3	12.29	0	0	32	32.65
29/07/19	15	5.13	16	15.2	0	0	3	6.93	1	410 GRM	35	27.67
30/07/19	9	4.67	11	8.17	2	2.18	2	6.03	0	0	24	21.05
31/07/19	9	4.14	11	7.83	1	1.3	2	7.35	0	0	23	20.62







Date: 24<sup>th</sup> July 2019

To,

Sub Regional Officer - I  
Maharashtra Pollution Control Board  
Civil Lines, Nagpur - 440010

Subject: Submission of Biomedical Waste Monthly Return for the Month of  
May & June 2019.

Respected Sir,

With Reference to the above subject we are hereby submitting the Biomedical  
waste monthly return for the month of May & June 2019 Please find enclosed  
the details of Biomedical waste generated for the Month of May & June 2019.

For HCG NCHRI Cancer Centre

Authorized Signatory

24 JUL 2019  
उद्योग भवन ५ वा माळा,  
सिव्हील लाईन्स, नागपूर.



## HCG NCHRI CANCER CENTRE

### BIO MEDICAL WASTE MANAGEMENT LIST FOR THE MONTH OF MAY 2019

DATE	YELLOW GARBAGE		RED GARBAGE		BLUE GARBAGE		CYTOTOXIC GARBAGE		SHARP CONTAINER		Total Quantity	Total Weight (Kg)
	QUANTITY	WT IN KG	QUANTITY	WT IN KG	QUANTITY	WT IN KG	QUANTITY	WT IN KG	QUANTITY	WT IN GRM		
04/05/19	9	4.11	10.00	12.87	1	1.2	1	5.7	0	0	21.00	23.88
06/05/19	13	3.54	14	7.22	0	0	2	2.83	0	0	29.00	13.59
07/05/19	8	2.34	9	4.07	0	0	1	4.9	0	0	18.00	11.31
08/05/19	10	11.01	12	5.25	0	0	2	3.5	0	0	24.00	19.76
09/05/19	9	5.81	10	7.88	0	0	1	6	1	300 grm	21.00	19.99
10/05/19	10	7.9	10	8.02	0	0	3	4.73	0	0	23.00	20.65
11/05/19	10	10.02	10	8.67	1	2.8	2	4.12	0	0	23.00	25.61
13/05/19	9	10.08	10	9.84	0	0	1	2.4	0	0	20.00	22.32
14/05/19	10	7.5	11	7.51	0	0	2	3.82	0	0	23.00	18.83
15/05/19	13	9.51	11	7.92	1	1.7	2	3.02	2	970 grm	29.00	23.12
16/05/19	10	3.64	12	6.7	0	0	2	2.4	0	0	24.00	12.74
17/05/19	8	3.32	10.00	5.39	0	0	3	7.31	0	0	21.00	16.02
18/05/19	9	4.59	10	6.6	2	3.2	1	4.33	0	0	22.00	18.72
20/05/19	17	13.13	17	13.13	1	3.26	1	4.41	1	390 grm	37.00	34.32
21/05/19	9	9.9	12	7.9	1	1.2	3	4.19	0	0	25.00	23.19
22/05/19	11	8.74	12	10.59	1	880 grm	3	3.2	0	0	27.00	23.41
23/05/19	12	9.25	13	11.4	2	6.84	2	3.14	0	0	29.00	30.63
24/05/19	11	11.98	14	9.11	0	0	4	7	0	0	29.00	28.09
25/05/19	9	5.5	12	8.4	2	1.56	3	6.44	0	0	26.00	21.90
27/05/19	20	12.11	21	10.49	0	0	2	3.23	0	0	43.00	25.83
28/05/19	11	4.42	13	9.44	2	5.32	1	1.95	1	400 grm	28.00	21.53
29/05/19	10	7.42	10	6.58	0	0	1	610 grm	0	0	21.00	14.61
30/05/19	9	5.27	11	9.46	0	0	3	7.8	0	0	23.00	22.53
31/05/19	11	4.34	12	9.87	0	0	2	4.7	0	0	25.00	18.91



## HCG NCHRI CANCER CENTRE

### BIO MEDICAL WASTE MANAGEMENT LIST FOR THE MONTH OF JUNE 2019

DATE	YELLOW GARBAGE		RED GARBAGE		BLUE GARBAGE		CYTOTOXIC GARBAGE		SHARP CONTAINER		Total Quantity	Total Weight (Kg)
	QUANTITY	WT IN KG	QUANTITY	WT IN KG	QUANTITY	WT IN KG	QUANTITY	WT IN KG	QUANTITY	WT IN GRM		
01/06/19	9	4.14	10	7.9	2	1.44	4	7.09	0	0	25	20.57
03/06/19	15	5.49	16	11.31	0	0	2	5.51	0	0	33	22.31
04/06/19	12	10.42	12.00	9.29	0	0	2	4.99	0	0	26	24.7
05/06/19	10	6.97	11	11.59	1	930 grm	2	4.48	0	0	24	23.93
06/06/19	9	5.5	9	9.24	3	6.53	0	0	0	0	21	21.27
07/06/19	10	6.84	12	11.59	0	0	3	7.26	0	0	25	25.69
08/06/19	11	7.89	13	15.61	2	1.07	2	10.3	2	0.72 grm	30	35.59
10/06/19	16	9.11	17	21.75	2	5.06	5	6.57	1	1.35	41	43.84
11/06/19	9	6.11	12	12.58	0	0	3	4.46	1	480 grm	25	24.5
12/06/19	11	7.41	13	13.57	1	930 grm	2	3.32	2	0.8 grm	29	24.93
13/06/19	9	4.13	10	6.67	0	0	3	5.96	0	0	22	16.76
14/06/19	13	10.78	15	16.17	1	1.15	2	3.04	1	1.33	32	32.47
15/06/19	11	7.97	12	9.13	3	6.34	2	5.31	1	370 grm	29	28.4
17/06/19	17	8.67	18.00	14.41	0	2.14	4	4.09	0	0	39	29.31
18/06/19	10	7.55	13	12.04	1	1	3	6.42	0	0	27	27.01
19/06/19	10	9.35	11	13.09	1	1.49	3	5.35	0	0	25	29.28
20/06/19	10	13.38	11	15.13	1	1.5	3	8.66	0	0	25	38.67
21/06/19	11	12.97	12	14.2	2	0.73 grm	3	11.74	0	0	28	39.64
22/06/19	9	9.15	10	10.69	4	10.54	1	5.8	1	420 grm	25	36.43
24/06/19	16	10.13	17	17.08	1	4	3	6.65	1	420 grm	38	38.42
25/06/19	11	5.27	12	13.18	3	6.97	2	8.74	0	0	28	34.16
26/06/19	11	3.16	14	12.87	2	8.79	1	2.19	0	0	28	27.01
27/06/19	11	7.97	13	16.73	1	1.3	1	3.8	0	0	26	29.8
28/06/19	15	17.39	15	13.06	0	0	2	11.59	0	0	32	36.04
29/06/19	10	6.95	13	12.0413	1	790 grm	2	6	0	0	26	19.79



To,  
Sub Regional Officer - I  
Maharashtra Pollution Control Board  
Civil Lines, Nagpur – 440010

Date: 27<sup>th</sup> MAY 2019

**Subject:** Submission of Biomedical Waste Monthly return for the month of April 2019

Respected Sir,

With reference to the above subject we are hereby submitting the biomedical waste monthly return for the month of April. Please find enclosed the details of biomedical waste generated for the month of April 2019.

For HCG NCHRI CANCER CENTRE



AUTHORIZED SIGNATORY





# HCG NCHRI CANCER CENTER

## BIO MEDICAL WASTE MANAGEMENT LIST FOR THE MONTH APRIL 2019

R. NO.	DATE	YELLOW GARBAGE		RED GARBAGE		BLUE GARBAGE		CYTOTOXIC GARBAGE	SHARP CONTAINER		TOTAL QUANTITY	TOTAL WEIGHT	
		QUANTITY	WT IN KG	QUANTITY	WT IN KG	QUANTITY	WT IN KG		QUANTITY	WT IN KG			
1	01/04/19	15	7.5	16.00	13.86	1	0.75	2	6.2	1	1.32	35.00	29.63
2	02/04/19	11	4.76	12	9.4	0	0	3	10.62	1	0.43	27.00	25.21
3	03/04/19	10	6.43	12	14.77	2	6	2	2.41	0	0	26.00	29.61
4	04/04/19	9	3.83	11	9.51	2	2.18	1	2.3	1	0.35	24.00	18.17
5	05/04/19	9	5.68	11	9.19	1	3	3	7.35	0	0	24.00	25.22
6	06/04/19	10	3.65	11	9.25	1	0.63	2	5.82	0	0	24.00	19.35
7	08/04/19	13	4.57	14	8.14	1	1.78	1	3	0	0	29.00	17.49
8	09/04/19	10	5.92	11	11.9	0	0	1	4.85	0	0	22.00	22.67
9	10/04/19	14	6.37	16	9.53	0	0	1	1.32	1	0.43	32.00	17.65
10	11/04/19	10	5.09	13	12.53	2	4.44	1	2.73	0	0	26.00	24.79
11	12/04/19	9	6.81	10	11.45	1	2	2	4.3	0	0	22.00	24.56
12	13/04/19	14	8.86	13.00	11.95	2	0.97	2	6.8	0	0	31.00	28.58
13	15/04/19	16	7.24	16	10.83	0	0	1	1.4	0	0	33.00	19.47
14	16/04/19	10	12.79	12	9.54	1	2.49	2	4.83	0	0	25.00	29.65
15	17/04/19	8	3.48	8	5.54	1	0.24	2	5.07	0	0	19.00	14.33
16	18/04/19	10	10.44	11	13.22	0	0	2	6.88	2	0.8	25.00	31.34
17	19/04/19	9	4.23	11	8.75	1	0.36	3	6.49	0	0	24.00	19.83
18	20/04/19	8	5.23	9	7.88	2.45	0.24	2	4.68	2	2.63	23.45	20.66
19	22/04/19	14	6.85	15	9.54	2	6.5	2	3.56	1	0.48	34.00	26.93
20	23/04/19	8	2.44	10	9.1	3	0.49	2	7.21	0	0	23.00	19.24
21	24/04/19	9	4.83	8	4.77	1	0.32	2	2.3	0	0	20.00	12.22
22	25/04/19	7	3.82	7	4.66	0	0	2	2.4	0	0	16.00	10.88
23	26/04/19	10	3.83	10	3.98	1	3.37	2	3.06	0	0	23.00	14.24
24	27/04/19	9	3.1	12	8.53	0	0	3	6.13	0	0	24.00	17.76
25	29/04/19	14	5.71	16	10.86	1	1.8	1	4.5	1	0.4	33.00	23.27
26	30/04/19	9	3.24	10	6.1	0	0	1	3.4	0	0	20.00	12.74



# HCG NCHRI CANCER CENTER

## BIO MEDICAL WASTE MANAGEMENT LIST FOR THE MONTH MARCH 2019

SR. NO.	DATE	YELLOW GARBAGE		RED GARBAGE		BLUE GARBAGE		CYTOTOXIC GARBAGE		SHARP CONTAINER		Total Quantity	Total Weight
		QUANTITY	WT IN KG	QUANTITY	WT IN KG	QUANTITY	WT IN KG	QUANTITY	WT IN KG	QUANTITY	WT IN KG		
1	01/03/19	9	7.69	11	9.7	0	0.5	2	8.48	0	0.39	22.00	26.76
2	02/03/19	8	4.49	9	4.26	1	1.95	1	4.44	0	0.39	19.00	15.53
3	04/03/19	17	10.73	12	6.8	5	8.84	2	2.37	1	1.35	37.00	30.09
4	05/03/19	6	3.87	7	3.72	1	0.42	1	2.78	0	1.35	15.00	12.14
5	06/03/19	7	3.14	9	7.63	0	0.42	2	2.7	0	1.35	18.00	15.24
6	07/03/19	9	5.52	9	7.1	1	1.9	2	8.2	0	1.35	21.00	24.07
7	08/03/19	9	3.54	10	6.91	2	1.74	1	7.8	0	1.35	22.00	21.34
8	09/03/19	10	7.91	11	11.59	0	1.74	2	8.25	0	1.35	23.00	30.84
9	11/03/19	12	6.53	13	8.58	1	3	3	2.57	0	1.35	29.00	22.03
10	12/03/19	11	4.27	11	11.56	1	3.79	2	5.29	1	0.4	26.00	25.31
11	13/03/19	10	5.6	11	6.9	1	0.87	1	4.72	1	0.35	24.00	18.44
12	14/03/19	8	3.94	9	7.16	0	8.7	1	9.49	0	0.35	18.00	29.64
13	15/03/19	9	4.11	11	9.41	0	0.87	1	5.59	0	0.35	21.00	20.33
14	16/01/19	10	4.9	11	12.52	2	1.11	2	5.8	1	1.22	26.00	25.55
15	18/01/19	16	11.35	18	15.69	0	0	2	3.87	0	0	36.00	30.91
16	19/01/19	10	7.21	12	11.38	0	0	1	2.4	0	0	23.00	20.99
17	20/01/19	11	10.8	14	20.25	1	2.6	2	3.95	1	1.5	29.00	39.1
18	23/01/19	25	14.61	27	19.3	1	1.33	3	11.97	0	0	56.00	47.21
19	25/01/19	15	9.1	16	8.75	1	1.67	3	5.11	1	0.4	36.00	25.03
20	26/01/19	10	9.25	11	9.29	0	0	2	9.51	1	0.41	24.00	28.46
21	27/02/19	14	34.97	12	13.77	0	0	2	5.83	1	1.3	29.00	55.87
22	28/01/19	10	4.8	12	7.15	0	0	2	8.61	0	0	24.00	20.56

ICN  
24/4/2019

27/04/2019





To,  
Sub Regional Officer - I  
Maharashtra Pollution Control Board  
Civil Lines, Nagpur – 440010

Date: 20<sup>th</sup> March 2019

**Subject:** Submission of Biomedical Waste Monthly return for the month of February 2019

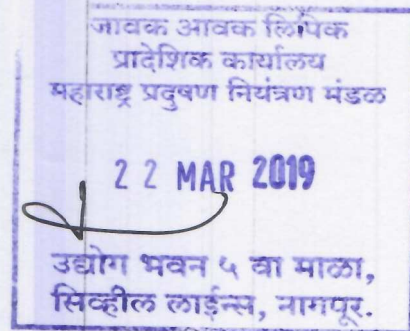
**Respected Sir,**

With reference to the above subject we are hereby submitting the biomedical waste monthly return for the month of February. Please find enclosed the details of biomedical waste generated for the month of February 2019.

For HCG NCHRI CANCER CENTRE



AUTHORIZED SIGNATORY





## BIO MEDICAL WASTE MANAGEMENT LIST

### FEBRUARY

SR. NO.	DATE	YELLOW GARBAGE		RED GARBAGE		BLUE GARBAGE		CYTOTOXIC GARBAGE		SHARP CONTAINER		TOTAL QUANTITY	TOTAL WEIGHT
		QUANTITY	WT IN KG	QUANTITY	WT IN KG	QUANTITY	WT IN KG	QUANTITY	WT IN KG	QUANTITY	WT IN KG		
1	01/02/19	7	5.16	8.00	5.5	1	9.32	1	1.67	0	0	17.00	21.65
2	02/02/19	7	4.91	9	6.31	0	0	1	3.52	1	0.37	18.00	15.11
3	04/02/19	13	6.44	13	7.32	2	1.9	1	1.69	1	0.38	30.00	17.73
4	05/02/19	8	5.44	9	7.97	1	760	1	10.71	0	0	19.00	784.12
5	06/02/19	11	11.24	11	7.3	0	0	2	0.77	2	2.11	26.00	21.42
6	07/02/19	8	5.47	10	6.4	0	0	1	2.64	0	0	19.00	14.51
7	08/02/19	8	3.65	9	8.3	0	0	1	1.49	0	0	18.00	13.44
8	09/02/19	7	3.53	8	5.91	3	6.98	1	5.66	0	0	19.00	22.08
9	11/02/19	14	6.37	16	9.53	0	0	1	1.32	0	0	31.00	17.22
10	12/02/19	9	2.8	10	5.25	1	0.75	1	3.32	0	0	21.00	12.12
11	13/02/19	8	2.76	9	6.34	1	0.68	1	2.42	0	0	19.00	12.2
12	14/02/19	7	3.53	8.00	5.71	1	0.87	2	5.35	1	0.43	19.00	15.89
13	15/02/19	8	2.57	9	6.41	0	0	2	7.9	0	0	19.00	16.88
14	16/02/19	7	4.32	9	6.36	2	5.63	1	3.59	0	0	19.00	19.9
15	18/02/19	16	7.06	17	10.45	0	0	2	12.73	0	0	35.00	30.24
16	19/02/19	10	4.15	13	9.58	0	0	1	4.9	0	0	24.00	18.63
17	20/02/19	10	5.12	10	7.47	1	0.35	2	3.26	1	0.43	24.00	16.63
18	21/02/19	8	3.22	9	5.49	0	0	2	4.2	0	0	19.00	12.91
19	22/02/19	10	5.84	11	7.6	1	0.32	2	6.01	0	0	24.00	19.77
20	23/02/19	8	3.74	9	9.1	3	3.92	2	5.88	0	0	22.00	22.64
21	25/02/19	12	7.78	14	9.67	1	5.31	2	6.54	1	0.39	30.00	29.69
22	26/02/19	10	4.69	12	8.04	0	0	1	3	0	0	23.00	15.73
23	27/02/19	9	5.63	10	7.91	1	1.7	2	3.4	0	0	22.00	18.64
24	28/02/19	9	3.08	10	6.42	1	0.5	1	6.26	1	0.39	22.00	16.65



To,  
Sub Regional Officer - I  
Maharashtra Pollution Control Board  
Civil Lines, Nagpur - 440010

Date: 22<sup>nd</sup> Feb. 2019

**Subject:** Submission of Biomedical Waste Monthly return for the month  
of ~~February~~ 2019  
January

Respected Sir,

With reference to the above subject we are hereby submitting the biomedical  
waste monthly return for the month of February. Please find enclosed the  
details of biomedical waste generated for the month of ~~February~~ 2019.  
January

For HCG NCHRI CANCER CENTRE



AUTHORIZED SIGNATORY





## BIO MEDICAL WASTE MANAGEMENT LIST

SR. NO.	DATE	YELLOW GARBAGE		RED GARBAGE		BLUE GARBAGE		CYTOTOXIC GARBAGE		SHARP CONTAINER		Total Quantity	Total Weight
		QUANTITY	WT IN KG	QUANTITY	WT IN KG	QUANTITY	WT IN KG	QUANTITY	WT IN KG	QUANTITY	WT IN KG		
1	01/01/19	10	4.86	11.00	8	3	5.26	2	5.92	1	0.38	27.00	24.42
2	02/01/19	10	6.18	10	4.85	0	0	1	1.94	0	0	21.00	12.97
3	03/01/19	10	6.9	10	9.33	0	0	1	5.95	0	0	21.00	22.18
4	04/01/19	11	5.41	16	9.42	2	2.46	1	6.24	0	0	30.00	23.53
5	05/01/19	12	6.95	14	8.56	1	0.5	1	2.32	0	0	28.00	18.33
6	07/01/19	20	12.46	21	16.65	1	4.45	1	3.24	0	0	43.00	36.8
7	08/01/19	10	8.44	9	7.1	0	0	1	4.86	1	0.42	21.00	20.82
8	09/01/19	11	11.79	12	11.39	3	3.65	2	3.2	0	0	28.00	30.03
9	10/01/19	12	9.83	11	10.57	1	2.62	1	3.43	2	3	27.00	29.45
10	11/01/19	9	6.61	9	6.61	1	2.3	2	9.83	0	0	21.00	25.35
11	12/01/19	8	6.3	9.00	10.65	2	6.48	1	5.1	2	2.25	22.00	30.78
12	14/01/19	14	8.23	16	11.28	2	1.87	1	2.47	0	0	33.00	23.85
13	15/01/19	9	5.66	11	8.9	1	4.44	2	5.7	0	0	23.00	24.7
14	16/01/19	10	9.69	11	10.84	2	1.89	1	1.81	0	0	24.00	24.23
15	17/01/19	12	7.92	12	8.4	2	1.57	1	3.9	0	0	27.00	21.79
16	18/01/19	15	9.53	15	13.99	2	1.65	2	7.5	0	0	34.00	32.67
17	19/01/19	12	11.34	11	11.15	1	7	2	7.6	0	0	26.00	37.09
18	21/01/19	17	9.74	21	25.65	1	1.4	2	3.99	0	0	41.00	40.78
19	22/01/19	8	6.34	9	7.97	1	1.32	1	6.15	0	0	19.00	21.78
20	23/01/19	10	7.85	15	12.8	3	7.96	1	3.69	1	35	30.00	67.3
21	24/02/19	11	7.42	10	11.98	2	1.93	1	2.1	0	0	24.00	23.43
22	25/01/19	12	7.14	13	9.65	0	0	1	5.54	2	3.4	28.00	25.73
23	28/01/19	22	13.16	26	29.31	2	5.14	2	5.88	0	0	52.00	53.49
24	29/01/19	9	10.1	10	14.3	1	1.59	1	5.42	0	0	21.00	31.41
25	30/01/19	9	6.54	10	8.17	2	7.13	1	3.71	0	0	22.00	25.55
26	31/01/19	9	3.19	9	6.38	2	3.33	1	1.36	0	0	21.00	14.26



**To,**  
Sub Regional Officer - I  
Maharashtra Pollution Control Board  
Civil Lines, Nagpur – 440010

**Date:** 25<sup>th</sup> Jan. 2019

**Subject:** Submission of Biomedical monthly return for the month of December 2018.

**Respected Sir,**

With reference to the above subject we are hereby submitting the Biomedical waste monthly return for the month of December 2018. Please find enclosed the Copy of return.

For HCG NCHRI CANCER CENTRE

  
AUTHORIZED SIGNATORY





## BIO MEDICAL WASTE MANAGEMENT LIST (DECEMBER)

SR. NO.	DATE	YELLOW GARBAGE		RED GARBAGE		BLUE GARBAGE		CYTOTOXIC GARBAGE		SHARP CONTAINER		TOTAL QUANTITY	TOTAL WEIGHT
		QUANTITY	WT IN KG	QUANTITY	WT IN KG	QUANTITY	WT IN KG	QUANTITY	WT IN KG	QUANTITY	WT IN KG		
1	01/12/18	13	8.1	13.00	13.38								
2	03/12/18	21	15.17	22	10.79	1	0.85	1	2.41	0	0	28.00	24.74
3	04/12/18	14	9.86	12	8.72	1	0.78	2	3.68	1	0.53	47.00	30.95
4	05/12/18	15	11.16	16	13.84	1	2.68	1	3.39	0	0	28.00	24.65
5	06/12/18	10	8.68	10	12.48	1	1.12	1	3.61	0	0	33.00	29.73
6	07/12/18	9	12.54	10	11.52	2	2.29	1	4.3	0	0	23.00	27.75
7	08/12/18	11	6.74	10	6.63	2	13.22	2	2.78	0	0	23.00	40.06
8	10/12/18	13	9.69	15	9.71	2	1.14	1	2.67	0	0	24.00	17.18
9	11/12/18	12	10.93	10	10.28	2	0.96	1	2.6	0	0	31.00	22.96
10	12/12/18	10	7.65	11	9.65	1	0.38	1	1.89	0	0	24.00	23.48
11	13/12/18	13	9.6	16	10.843	3	1.67	1	5.97	0	0	25.00	24.94
12	14/12/18	13	8.5	14	12.34	2	12.26	1	2.84	0	0	32.00	35.543
13	15/12/18	11	7.11	11	9.32	2	2.94	1	5.87	0	0	30.00	29.65
14	17/12/18	14	6.6	15	10.11	1	1.7	1	3.25	0	0	24.00	21.38
15	18/12/18	14	7.4	12	6.62	2	3.25	2	3.25	0	0	33.00	23.21
16	19/12/18	8	3.7	10	6.57	1	1.92	1	3.64	1	0.42	29.00	20
17	20/12/18	10	5.53	11	9.91	1	1.64	1	2.56	1	0.37	21.00	14.84
18	21/12/18	14	8.8	13	11.26	1	0.66	2	1.18	0	0	24.00	17.28
19	22/12/18	9	5.8	10	8.48	1	1.18	1	2.28	0	0	29.00	23.52
20	24/12/18	15	8.1	16	9.4	1	0.45	2	3.16	0	0	22.00	17.89
21	25/12/18	9	3.25	10	6.6	2	3.22	1	1.85	0	0	34.00	22.57
22	26/12/18	12	6	11	9.88	1	4.19	1	1.8	0	0	21.00	15.84
23	27/12/18	9	6.63	10	6.24	1	0.72	0	0	0	0	24.00	16.6
24	28/12/18	10	3.99	15	10.42	1	2.11	1	4.15	0	0	21.00	19.13
25	29/12/18	11	7.71	13	10.19	1	0.93	1	4.29	0	0	27.00	19.63
26	31/12/18	18	9.36	19	11.28	1	0.49	1	2.57	2	0.97	28.00	21.93
						2	0.94	1	0.8			40.00	22.38

*Handwritten signature*



**To,**  
Sub Regional Officer - I  
Maharashtra Pollution Control Board  
Civil Lines, Nagpur – 440010

**Date:** 26<sup>th</sup> <sup>Dec</sup> ~~Nov~~. 2018

**Subject:** Submission of Biomedical Waste Monthly return for the month of November 2018

**Respected Sir,**

With reference to the above subject we are hereby submitting the biomedical waste monthly return for the month of November. Please find enclosed the details of biomedical waste generated for the month of November 2018.

For HCG NCHRI CANCER CENTRE

  
AUTHORIZED SIGNATORY



**HCG NCHRI Cancer Centre - A unit of HCG NCHRI ONCOLOGY LLP**

Khasra No. 50,51 Mouja Wanjri, Bande Nawaz Nagar, Near Automotive Square, Kalamna Ring Road, Nagpur - 440026 | 33 66 999 | info@hgoncology.com | hgoncology.com  
Registered Office : HCG NCHRI ONCOLOGY LLP - HCG Tower, 8, P Kaling Rao Road, Sampangi Ramnagar, Bangalore - 560027 | LLPIN : AAC-6655

Ahmedabad | Bangalore | Bhavnagar | Chennai | Cuttack | Delhi | Gulbarga | Hubli | Kanpur | Kenya | Kochi | Mangalore | Mumbai | Mysore | Nagpur | Nasik | Ongole | Ranchi | Shimoga | Tanzania | Vijayawada | Vizag



## BIO MEDICAL WASTE MANAGEMENT LIST (NOVEMBER)

SR. NO.	DATE	YELLOW GARBAGE		RED GARBAGE		BLUE GARBAGE		CYTOTOXIC GARBAGE		SHARP CONTAINER		TOTAL QUANTITY	TOTAL WEIGHT
		QUANTITY	WT IN KG	QUANTITY	WT IN KG	QUANTITY	WT IN KG	QUANTITY	WT IN KG	QUANTITY	WT IN KG		
1	01/11/18	8	4.643	11.00	3.55	0	0	1	3.12	0	0	20.00	11.313
2	02/11/18	2	2.1	2	2.33	0	0	1	3.12	0	0	5.00	7.55
3	03/11/18	13	5.38	14	6.67	2	3.89	1	2.13	0	0	30.00	18.07
4	04/11/18	18	8.91	19	11.26	0	0	1	2.28	0	0	38.00	22.45
5	05/11/18	11	4.26	15	8.8	3	3.85	1	3.44	0	0	30.00	20.35
6	06/11/18	10	3.8	14	5.45	1	171	1	3.1	0	0	26.00	183.35
7	07/11/18	6	1.84	7	2.49	0	0	0	0	0	0	13.00	4.33
8	08/11/18	7	2.44	8	2.96	0	0	0	0	0	0	15.00	5.4
9	09/11/18	12	6.87	12	6.75	0	0	1	3.401	0	0	25.00	17.021
10	10/11/18	9	7.71	9	15.31	0	0	1	750	0	0	19.00	773.02
11	11/11/18	18	33.31	19	19.55	0	0	1	750	0	0	38.00	802.86
12	12/11/18	9	6.571	11	9.61	0	0	1	2.401	0	0	21.00	18.582
13	13/11/18	13	5.681	15	9.33	3	3.71	1	3.11	0	0	32.00	21.831
14	14/11/18	9	6.31	11	3.441	0	0	1	2.3	0	0	21.00	12.051
15	15/11/18	13	8.601	18	10.651	1	2.1	1	2.891	0	0	33.00	24.243
16	16/11/18	15	11.821	16	11.241	3	10.141	1	4.611	1	1.351	36.00	39.165
17	17/11/18	8	8.53	9	10.34	1	1.581	2	461.6	0	0	20.00	482.051
18	18/11/18	27	1980	28	23.17	3	2.961	2	2.61	0	0	60.00	2008.741
19	19/11/18	14	11.591	15	10.931	0	0	2	3.64	0	0	31.00	26.162
20	20/11/18	13	11.849	15	9.601	0	0	1	1.5	0	0	29.00	22.95
21	21/11/18	17	9.211	16	9.571	2	830	1	431	0	0	36.00	1279.782
22	22/11/18	10	9311	14	8.981	0	0	1	1.201	0	0	25.00	9321.182
23	23/11/18	10	9.361	11	8.301	2	2.321	1	4.71	0	0	24.00	24.693
24	24/11/18	12	7.11	12	7.86	0	0	1	2.881	0	0	25.00	17.851
25	25/11/18	19	13.441	18	11.321	0	0	1	2.881	0	0	38.00	27.643
26	26/11/18	12	9.121	14	9.141	1	861	1	1.941	0	0	28.00	881.203
27	27/11/18	15	13.141	15	9.691	2	2.621	1	1.291	0	0	33.00	26.744
28	28/11/18	13	6.941	13	9.81	0	0	1	2.121	0	0	27.00	18.872
29	29/11/18	14	12.11	16	7.901	0	0	1	2.101	0	0	31.00	22.112
30	30/11/18	13	13.381	13	8.27	1	851	1	2.411	0	0	28.00	875.062

*mi*  
26/12/18





**To,**  
Sub Regional Officer - I  
Maharashtra Pollution Control Board  
Civil Lines, Nagpur – 440010

**Date:** 28<sup>th</sup> Nov. 2018

**Subject:** Submission of Biomedical Waste Monthly return for the month  
of ~~November~~ 2018  
October

**Respected Sir,**

With reference to the above subject we are hereby submitting the biomedical waste monthly return for the month of November. Please find enclosed the details of biomedical waste generated for the month of ~~November~~ 2018.  
October

For HCG NCHRI CANCER CENTRE

AUTHORIZED SIGNATORY



**HCG NCHRI Cancer Centre - A unit of HCG NCHRI ONCOLOGY LLP**

Khasra No. 50,51 Mouja Wanjri, Bande Nawaz Nagar, Near Automotive Square, Kalamna Ring Road, Nagpur - 440026 | 33 66 999 | info@hcgoncology.com | hcgoncology.com  
Registered Office : HCG NCHRI ONCOLOGY LLP - HCG Tower, 8, P Kaling Rao Road, Sampangi Ramnagar, Bangalore - 560027 | LLPIN : AAC-6656

Ahmedabad | Bangalore | Bhopal | Chennai | Coimbatore | Delhi | Gurgaon | Jaipur | Kanpur | Kolkata | Lucknow | Mumbai | Nagpur | Pune | Raipur | Ranchi | Secunderabad | Thane | Varanasi | Visakhapatnam | Hyderabad | Mysore | Chennai | Coimbatore | Delhi | Gurgaon | Jaipur | Kanpur | Kolkata | Lucknow | Mumbai | Nagpur | Pune | Raipur | Ranchi | Secunderabad | Thane | Varanasi | Visakhapatnam | Hyderabad | Mysore



October

**BIO MEDICAL WASTE MANAGEMENT LIST (October)**

SR. NO.	DATE	YELLOW GARBAGE		RED GARBAGE		BLUE GARBAGE		CYTOTOXIC GARBAGE		SHARP CONTAINER		Total Quantity	Total Weight
		QUANTITY	WT IN KG	QUANTITY	WT IN KG	QUANTITY	WT IN KG	QUANTITY	WT IN KG	QUANTITY	WT IN KG		
1	01/10/18	9	4.32	11.00	5.76	0	0	1	2.24			21.00	12.32
2	02/10/18	13	3.61	13	6.51	1	1.51	1	4.38			28.00	16.01
3	03/10/18	6	3.89	6	3.24	0	0	0	0			12.00	7.13
4	04/10/18	10	2.93	6	4.32	1	1.5	1	4.83			18.00	13.58
5	05/10/18	10	7.1	10	6.94	2	1.23	1	4.3			23.00	19.57
6	06/10/18	10	2.39	12	4.28	1	330	1	3.8			24.00	340.47
7	07/10/18	1	140	2	1.5	1	1280	1	930			5.00	2351.5
8	08/10/18	16	8.898	16	8.22	2	6.92	1	930			35.00	954.038
9	09/10/18	8	4.16	11	4.85	1	400	1	2.92			21.00	411.93
10	10/10/18	13	1200	14	8.88	0	0	1	4.361	1	1.221	29.00	1214.462
11	11/10/18	14	6.71	13	5.931	0	0	1	1.471			28.00	14.112
12	12/10/18	11	3.28	15	6.5	1	1.161	1	1.551			28.00	12.492
13	13/10/18	10	3.111	12	5.85	2	3.421	1	1.181			25.00	13.563
14	14/10/18	1	631	2	1321	0	0	0	0			3.00	1952
15	15/10/18	14	4.331	21	10.661	1	441	1	1.731			37.00	457.723
16	16/10/18	10	4.781	12	9.87	1	521	1	4.421			24.00	540.072
17	17/10/18	10	10	13	9.781	1	961	3	4.461			27.00	985.242
18	18/10/18	12	3.801	15	9.22	2	1.361	1	2.501			30.00	16.883
19	19/10/18	7	2.741	6	3.401	0	0	1	351			14.00	357.142
20	20/10/18	11	3.161	9	4.501	2	1.981	1	1.811			23.00	11.454
21	21/10/18	5	921	3	8.271	0	0	0	0			8.00	929.271
22	22/10/18	14	5.751	17	8.551	2	691	1	1.411			34.00	706.713
23	23/10/18	9	3.141	11	6.771	2	1.111	1	6.511			23.00	17.534
24	24/10/18	11	5.811	14	8.191	1	941	2	3.631			28.00	958.633
25	25/10/18	12	4.601	15	7.221	1	381	1	2.311			29.00	395.133
26	26/10/18	10	5.6	12	5.661	0	0	1	571			23.00	582.261
27	27/10/18	12	19.661	17	19.661	2	2.281	1	2.591			32.00	44.194
28	28/10/18	5	1.971	8	1.921	1	610	1	2.61	1	1.231	16.00	617.733
29	29/10/18	17	8.561	20	11.471	2	611	1	2.61	1	1.231	41.00	634.873
30	30/10/18	11	15.251	11	9.921	1	6.801	1	5.51	1	1.331	25.00	38.814
31	31/10/18	15	4.761	15	8.531	2	1.981	1	5.91			33.00	21.183







Date: 21<sup>th</sup> Sep 2019

To,

Sub Regional Officer – I  
Maharashtra Pollution Control Board  
Civil Lines, Nagpur – 440010

Subject: Submission of Biomedical Waste Monthly Return for the Month of Sep 2019.

Respected Sir,

With Reference to the above subject we are hereby submitting the Biomedical waste monthly return for the month of Sep 2019 Please find enclosed the details of Biomedical waste generated for the Month of Sep 2019.

For HCG NCHRI Cancer Centre

Authorized Signatory



## HCG NCHRI CANCER CENTRE BIO MEDICAL WASTE MANAGEMENT LIST FOR THE MONTH OF SEP 2019

DATE	YELLOW GARBAGE		RED GARBAGE		BLUE GARBAGE		CYTOTOXIC GARBAGE		SHARP CONTAINER		Total Quantity	Total Weight (Kg)
	QUANTITY	WT IN KG	QUANTITY	WT IN KG	QUANTITY	WT IN KG	QUANTITY	WT IN KG	QUANTITY	WT IN KG		
02/09/2019	15	12.59	16	15.68	1	5.6	1	2.9	1	1.32	34	38.09
03/09/2019	7	16.21	7	8.47	1	2.7	0	0	0	0	15	27.38
04/09/2019	8	15.65	8	15.94	0	0	2	6.74	0	0	18	38.33
05/09/2019	9	8.71	11	11.61	1	0.8	2	4.75	1	0.41	24	26.28
06/09/2019	9	8.42	10	9.91	1	1.72	2	7.55	1	1.15	23	22.71
07/09/2019	12	13.36	12	13.38	1	2.730	2	9.38	0	0	27	38.850
09/08/2019	15	16.69	16	18.34	6	15.87	1	3.32	0	0	38	54.22
10/09/2019	8	6.59	9	11.52	1	1.2	2	5.23	0	0	20	24.54
11/09/2019	9	11.91	10	12.01	1	0.93	1	1.95	0	0.000	21	26.800
12/09/2019	8	3.78	8	10.45	1	4.38	1	1.85	0	0	18	20.46
13/09/2019	8	6.26	9	9.86	0	0	1	2.5	0	0	18	18.62
14/09/2019	10	12.83	10	11.91	2	3.25	2	4.58	1	0.66	25	33.23
16/09/2019	6	22.04	19	22.76	1	1.4	3	10.01	0	0	29	56.21
17/09/2019	9	9.34	10	8.37	0	0.000	2	7.73	0	0	21	25.440
18/09/2019	9	13.66	10	13.09	1	0.9	2	11.33	0	0	22	38.98
19/09/2019	9	10.27	10	15.31	2	8.35	2	7.41	0	0	23	41.34
20/09/2019	10	7.21	10	8.61	1	1.66	2	3.38	0	0	23	20.86
21/09/2019	8	3.99	10	12.07	2	4	3	12.46	0	0	23	29.59
23/09/2019	14	13.83	15	22.13	1	2.37	2	3.61	1	0.41	33	42.35
24/09/2019	7	9.73	8	10.54	1	3.4	1	3.4	0	0	17	27.07
25/09/2019	11	5.37	13	14.38	2	2.31	2	5.32	0	0	28	27.38
26/09/2019	8	6.76	29	8.59	1	1.28	2	6.52	0	0	40	23.15
27/09/2019	7	3.11	8	7.72	0	0	2	7.05	0	0	17	17.88
28/09/2019	9	5.73	10	9.06	3	2.97	1	2.28	1	1.33	24	21.37
30/09/2019	12	9.37	13	16.3	1	3.13	1	3.2	0	0	27	27.67







To,  
Sub Regional Officer - I  
Maharashtra Pollution Control Board  
Civil Lines, Nagpur – 440010

Date: 20<sup>th</sup> Sep. 2018

**Subject:** Submission of Biomedical Waste Monthly return for the month of August 2018

Respected Sir,

With reference to the above subject we are hereby submitting the biomedical waste monthly return for the month of August. Please find enclosed the details of biomedical waste generated for the month of August 2018.

For HCG NCHRI CANCER CENTRE

AUTHORIZED SIGNATORY

From :-  
Regional Office,  
M. P. C. Board,  
Udyog Bhawan,  
5th Floor, Civil Lines,  
Nagpur-1.  
24/09/18



SR. NO.	DATE	YELLOW GARBAGE		RED GARBAGE		BLUE GARBAGE		CYTOTOXIC GARBAGE		SHARP CONTAINER		TOTAL COUNT	TOTAL WEIGHT
		QUANTITY	WT IN KG	QUANTITY	WT IN KG	QUANTITY	WT IN KG	QUANTITY	WT IN KG	QUANTITY	WT IN KG		
1	01/07/18	18	13.9	21	17.5			1	3.1			40	34.5
2	02/07/18	17	13.1	21	18.6			1	4.3			39	36.3
3	03/07/18	15	12.5	19	16.9			1	4.3			35	33.7
4	04/07/18	14	12.8	18	17.7	1	4.3	1	3.7	1	3.7	35	42.2
5	05/07/18	17	14.2	22	19	1	2.1					40	35.3
6	06/07/18	21	14.3	22	18.9			1	4.3			44	45.6
7	07/07/18	14	10.9	14	12.7							28	23.6
8	08/07/18	20	16.3	22	21	2	7.8	1	4.3			45	49.4
9	09/07/18	17	15.3	22	20.5	1	3.6	1	3.6			41	43
10	10/07/18	15	13.2	17	15.5			1	2.3			33	31
11	11/07/18	17	14.8	19	19.1			1	2.3			37	36.2
12	12/07/18	19	14	21	19.6			2	6.9	1	4.3	43	44.8
13	13/07/18	10	7.3	13	11.2			1	3.6			24	22.1
14	14/07/18	7	5	7	6.2							14	11.2
15	15/07/18	10	8.8	12	10.7			1	3.7			23	23.2
16	16/07/18	20	17.5	24	21.3			1	4.2			45	43
17	17/07/18	17	13.4	21	17.6	1	3.4	1	3.6			40	38
18	18/07/18	19	16.1	22	20.2			1	3.7			42	40
19	19/07/18	5	4.4	6	5.3	1	3.75	2	3.58			14	17.03
20	20/07/18	10	10.8	12	7.18	4	7.06	2	4.26			28	29.3
21	21/07/18	3	2.24	2	1.73							5	3.96
22	22/07/18	4	4.74	7	8.77	3	5.06	1	1.76			15	20.33
23	23/07/18	6	4.9	6	4.37	1	5.8	1	1.12			14	16.19
24	24/07/18	6	4.9	6	4.37	1	5.8	1	1.12			14	16.19
25	25/07/18	4	9.24	6	10.83	3	5.61	1	1.18	1	4.05	15	30.91
26	26/07/18	7	3.56	7	10.79	3	4.87	2	7.14			19	26.36
27	27/07/18	7	30.5	5	2.64			1	2.38			13	35.52
28	28/07/18	5	2.51	5	3.067	2	2.58					12	8.157
29	29/07/18	4	2.04	3	3.75	2	4.35	1	1.93			10	12.07
30	30/07/18	11	21.21	11	18.75	2	4.32	1	1.93			25	46.21
31	31/07/18	9	7.02	9	5.97					1	0.97	19	13.96

*lasi*